

## Solved Examples

### JEE Main/Boards

**Example 1:** What is the period of pendulum formed by pivoting a meter stick so that it is free to rotate about a horizontal axis passing through 75 cm mark?



**Sol:** This is an example of a physical pendulum. Find moment of inertia about point of suspension and the distance of the point of suspension from the center of gravity.

Let  $m$  be the mass and  $\ell$  be the length of the stick.  $\ell = 100\text{cm}$  The distance of the point of suspension from center of gravity is  $d = 25\text{cm}$

Moment of inertia about a horizontal axis through O is

$$I = I_c + md^2 = \frac{m\ell^2}{12} + md^2$$

$$T = 2\pi\sqrt{\frac{I}{mgd}}; \quad T = 2\pi\sqrt{\frac{\frac{m\ell^2}{12} + md^2}{mgd}}$$

$$T = 2\pi\sqrt{\frac{\ell^2 + 12d^2}{12gd}} = 2\pi\sqrt{\frac{\ell^2 + 12(0.25)^2}{12 \times 9.8 \times 0.25}} = 1.53 \text{ s.}$$

**Example 2:** A particle executes SHM.

(a) What fraction of total energy is kinetic and what fraction is potential when displacement is one half of the amplitude?

(b) At what value of displacement are the kinetic and potential energies equal?

**Sol:** The sum of kinetic energy and potential energy is the total mechanical energy which is constant throughout the SHM.

$$\text{We know that } E_{\text{total}} = \frac{1}{2}m\omega^2 A^2$$

$$KE = \frac{1}{2}m\omega^2 (A^2 - X^2) \quad \text{and} \quad U = \frac{1}{2}m\omega^2 X^2$$

$$(a) \text{ When } x = \frac{A}{2}, \quad KE = \frac{1}{2}m\omega^2 \frac{3A^2}{4} \Rightarrow \frac{KE}{E_{\text{total}}} = \frac{3}{4}$$

$$\text{At } x = \frac{A}{2}, U = \frac{1}{2}m\omega^2 \frac{A^2}{4} \Rightarrow \frac{PE}{E_{\text{total}}} = \frac{1}{4}$$

$$(b) \text{ Since, } K = U, \frac{1}{2}m\omega^2(A^2 - x^2) = \frac{1}{2}m\omega^2 x^2 ;$$

$$2x^2 = A^2 \text{ or } x = \frac{A}{\sqrt{2}} = 0.707A$$

**Example 3:** Show that the period of oscillation of simple pendulum at depth  $h$  below earth's surface is inversely proportional to  $\sqrt{R-h}$ , where  $R$  is the radius of earth. Find out the time period of a second pendulum at a depth  $R/2$  from the earth's surface?

**Sol:** As we go at a depth below the earth surface, the acceleration due to gravity decreases. The value of  $g$  inside the surface of earth is directly proportional to the radial distance from the center of the earth.

At earth's surface the value of time period is given by

$$T = 2\pi\sqrt{\frac{L}{g}} \text{ or } T \propto \frac{1}{\sqrt{g}}$$

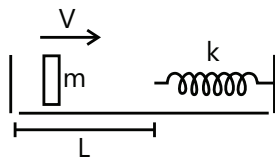
$$\text{At a depth } h \text{ below the surface, } g' = g\left(1 - \frac{h}{R}\right)$$

$$\therefore \frac{T'}{T} = \sqrt{\frac{g}{g'}} = \sqrt{\frac{1}{1 - \frac{h}{R}}} = \sqrt{\frac{R}{R-h}} \therefore T' = T\sqrt{\frac{R}{R-h}}$$

$$\text{or } T' \propto \frac{1}{\sqrt{R-h}} \text{ Hence Proved.}$$

$$\text{Further, } T_{R/2} = 2\sqrt{\frac{R}{R-R/2}} = 2\sqrt{2}s$$

**Example 4:** Describe the motion of the mass  $m$  shown in figure. The walls and the block are elastic.

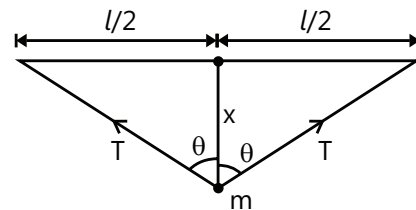


**Sol:** As the collision of the block with the wall is elastic, there will not be any loss in the kinetic energy and block will execute periodic motion of constant time period.

The block reaches the spring with a speed ' $v$ '. It now compresses the spring. The block is decelerated due to the spring force, comes to rest when  $\frac{1}{2}mv^2 = \frac{1}{2}kx^2$  and

return back. It is accelerated due to the spring force till the spring acquires its natural length. The contact of the block with the spring is now broken. At this instant it has regained its speed  $v$  (towards left) as the spring is not stretched and no potential energy is stored. This process takes half the period of oscillation, i.e.  $\pi\sqrt{m/k}$ . The block strikes the left wall after a time  $L/v$  and as the collision is elastic, it rebounds with the same speed  $v$ . After a time  $L/v$ , it again reaches the spring and the process is repeated. The block thus undergoes periodic motion with time period  $\pi\sqrt{m/k} + \frac{2L}{v}$ .

**Example 5:** A particle is subjected to two simple harmonic motions in the same direction having equal amplitudes and equal frequency. If the resultant amplitude is equal to the amplitude of the individual motions, find the phase difference between the individual motions.



**Sol:** The amplitude in case of combination of two or more SHMs in same direction and same frequency is obtained by vector addition of the amplitudes of individual SHMs. The angle of each of the individual amplitude with the  $x$ -axis is equal to the phase constant of the respective SHM.

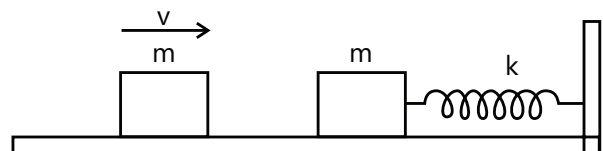
Let the amplitudes of the individual motions be  $A$  each. The resultant amplitude is also  $A$ . If the phase difference between the two motion is  $\delta$ ,

$$A = \sqrt{A^2 + A^2 + 2A.A.\cos\delta}$$

$$\text{or } A = A\sqrt{2(1 + \cos\delta)} = A\cos\delta/2$$

$$\text{or } \cos\frac{\delta}{2} = \frac{1}{2} \quad \text{or } \delta = 2\pi/3$$

**Example 6:** The figure shown below a block collides in-elastically with the right block and sticks to it. Find the amplitude of the resulting simple harmonic motion.



**Sol:** Conserve momentum before and after collision. The kinetic energy of blocks after collision is converted into elastic potential energy of the spring at the instant of maximum compression. Maximum compression is equal to amplitude of resulting SHM.

Assuming the collision to last for a small interval only, we can apply the principle of conservation of momentum. The common velocity after the collision

is  $\frac{v}{2}$ . The kinetic energy  $= \frac{1}{2}(2m)\left(\frac{v}{2}\right)^2 = \frac{1}{4}mv^2$ . This is

also the total energy of vibration as the spring is unstretched at this moment. If the amplitude is  $A$ , the

total energy can also be written as  $\frac{1}{2}kA^2$ .

Thus,  $\frac{1}{2}kA^2 = \frac{1}{4}mv^2$ , giving  $A = \sqrt{\frac{m}{2k}} v$ .

**Example 7:** Find the time period of small oscillations in a horizontal plane performed by a ball of mass 40 g fixed at the middle of a horizontally stretched string 1.0 m in length. The tension of the string is assumed to be constant and equal to 10 N.

**Sol:** Use the restoring force method to find the angular frequency.

Consider a ball of mass  $m$  placed at the middle of a string of length  $l$  and tension  $T$ . The components of tension  $T$  towards mean position is  $T \cos \theta$ .

The force acting on the ball  $= 2T \cos \theta$

$$\therefore ma = -\frac{2Tx}{\sqrt{\left(\frac{l^2}{4} + x^2\right)}}$$

$$\therefore T = F \text{ and } \cos \theta = \frac{x}{\sqrt{\left(\frac{l^2}{4} + x^2\right)}}$$

As  $x$  is small,  $x^2$  can be neglected in the denominator.

$$\therefore a = -\frac{2Tx}{m(l/2)} = -\left(\frac{4T}{ml}\right)x = -\omega^2 x$$

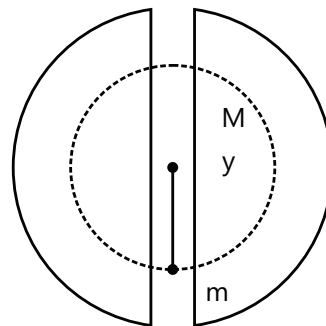
The acceleration is directly proportional to negative displacement  $x$  and is directed towards the mean position. Hence the motion is SHM

$$T = \frac{2\pi}{\omega} = \frac{2\pi}{\sqrt{(4T/ml)}} = \pi \sqrt{\left(\frac{ml}{T}\right)}$$

Substituting the given values, we get

$$T = 3.14 \times \sqrt{\left(\frac{(4 \times 10^{-2})(1.0)}{10}\right)} = 0.2 \text{ s}$$

**Example 8:** If a tunnel is dug through the earth from one side to the other side along a diameter. Show that the motion of a particle dropped into the tunnel is simple harmonic motion. Find the time period. Neglect all the frictional forces and assume that the earth has a uniform density.



$G = 6.67 \times 10^{-11} \text{ Nm}^2 \text{ kg}^{-2}$ ; Density of earth  $= 5.51 \times 10^3 \text{ kg m}^{-3}$

**Sol:** Use the restoring force method to find the angular frequency.

Consider a tunnel dug along the diameter of the earth. A particle of mass  $m$  is placed at a distance  $y$  from the center of the earth. There will be a gravitational attraction of the earth experienced by this particle due to the mass of matter contained in a sphere of radius  $y$ . Force acting on particle at distance  $y$  from center

$$F = \frac{GM}{R^3} \cdot y$$

$$\Rightarrow ma = -\frac{GMm}{R^3} \cdot y$$

$$\Rightarrow a = -\frac{GM}{R^3} \cdot y = -\frac{G \times d \times \frac{4}{3} \pi R^3}{R^3} y = -\frac{4\pi G}{3} \cdot d \cdot y$$

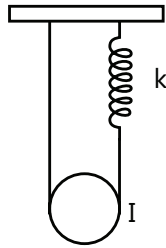
As the force is directly proportional to the displacement and is directed towards the mean position, the motion is simple harmonic.

$$\Rightarrow \omega^2 = \frac{4}{3} \pi d G \text{ and } T = 2\pi \sqrt{\left(\frac{3}{4\pi d G}\right)}$$

$$= \sqrt{\left(\frac{3\pi}{dG}\right)} = \sqrt{\left(\frac{3 \times 3.14}{5.51 \times 10^3 \times 6.67 \times 10^{-11}}\right)}$$

$$= 5062 \text{ s} = 84.4 \text{ min}$$

**Example 9:** The pulley shown in figure below has a moment of inertia  $I$  about its axis and mass  $m$ . find the time period of vertical oscillation of its center of mass. The spring has spring constant  $k$  and the string does not slip over the pulley.



**Sol:** For a small displacement of the pulley find the extension in the spring. Use the energy method to find the angular frequency.

Let us first find the equilibrium position. For rotational equilibrium of the pulley, the tensions in the two strings should be equal. Only then the torque on the pulley will be zero. Let this tension be  $T$ . The extension of the spring will be  $y = T/k$ , as the tension in the spring will be the same as the tension in the string. For translational equilibrium of the pulley,

$$2T = mg \quad \text{or,} \quad 2ky = mg \quad \text{or,} \quad y = \frac{mg}{2k}.$$

The spring is extended by a distance  $\frac{mg}{2k}$  when the pulley is in equilibrium.

Now suppose, the center of the pulley goes down further by a distance  $x$ . The total increase in the length of the string plus the spring is  $2x$  ( $x$  on the left of the pulley and  $x$  on the right). As the string has a constant length, the extension of the spring is  $2x$ . The energy of the system is

$$U = \frac{1}{2}I\omega^2 + \frac{1}{2}mv^2 - mgx + \frac{1}{2}k\left(\frac{mg}{2k} + 2x\right)^2$$

$$= \frac{1}{2}\left(\frac{I}{r^2} + m\right)v^2 + \frac{m^2g^2}{8k} + 2kx^2.$$

As the system is conservative,  $\frac{dU}{dt} = 0$ ,

$$\text{giving } 0 = \left(\frac{I}{r^2} + m\right)v \frac{dv}{dt} + 4kxv$$

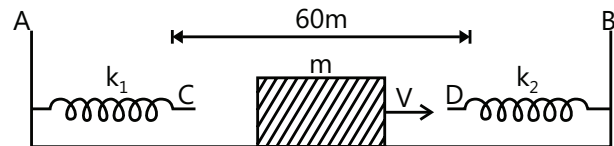
$$\text{Or, } \frac{dv}{dt} = -\frac{4kx}{\left(\frac{I}{r^2} + m\right)}$$

$$\text{or } a = -\omega^2 x, \quad \text{where } \omega^2 = \frac{4k}{\left(\frac{I}{r^2} + m\right)}$$

Thus, the center of mass of the pulley executes a simple harmonic motion with time period

$$T = 2\pi \sqrt{\left(\frac{I}{r^2} + m\right) / (4k)}.$$

**Example 10:** Two light springs of force constant  $k_1$  and  $k_2$  and a block of mass  $m$  are in one line AB on a smooth horizontal table such that one end of each spring is fixed on rigid supports and the other end is free as shown in figure.



The distance CD between the free ends of the springs 60 cm. If the block moves along AB with a velocity 120 cm/sec in between the springs, calculate the period of oscillation of the block

$$(k_1 = 1.8 \text{ N/m}, k_2 = 3.2 \text{ N/m}, m = 200 \text{ gm})$$

If initially block is mid-way of CD.

**Sol:** As there are no dissipative forces the motion of the block is oscillatory with constant time period. Add the time of motion of different segments to get the time period.

If initially block is mid-way of CD their the time period  $T$  is equal to sum of time to travel 30 cm to right, time in contact with spring  $k_2$ , time to travel 60 cm to left, time in contact with spring  $k_1$  and time to travel 30 cm to right.

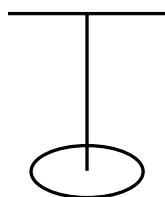
$$\therefore T = \frac{30}{120} + \frac{1}{2} \left[ 2\pi \sqrt{\frac{m}{k_2}} \right] + \frac{60}{120} + \frac{1}{2} \left[ 2\pi \sqrt{\frac{m}{k_1}} \right] + \frac{30}{120}$$

$$= 0.25 + \pi \sqrt{\frac{0.2}{3.2}} + 0.5 + \pi \sqrt{\frac{0.2}{1.8}} + 0.25$$

$$= 0.25 + \pi/4 + 0.5 + \pi/3 + 0.25 = 2.83 \text{ s.}$$

**Example 11:** The moment of inertia of the disc used in torsional pendulum about the suspension wire is  $0.2 \text{ kg-m}^2$ . It oscillates with a period of 2s. Another disc is played over the first one and the time period of

the system becomes 2.5 s. Find the moment of inertia of the second disc about the wire.



**Sol:** As another disc is placed on the first disc moment of inertia about the axis passing through the wire increases and thus time period increases.

Let the torsional constant of the wire be  $k$ . The moment of inertia of the first disc about the wire is  $0.2 \text{ kg-m}^2$ . hence, the time period is

$$2s = 2\pi\sqrt{\frac{I}{K}} = 2\pi\sqrt{\frac{0.2\text{kg-m}^2}{k}} \quad \dots(i)$$

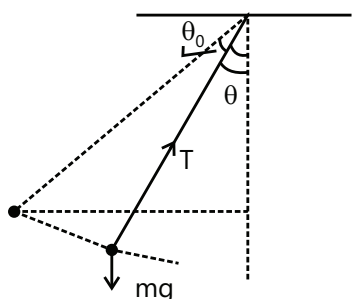
When the second disc having moment of inertia  $I_1$  about. The wire is added, the time period is

$$2.5s = 2\pi\sqrt{\frac{0.2\text{kg-m}^2 + I_1}{0.2\text{kg-m}^2}} \quad \dots(ii)$$

$$\text{From (i) and (ii), } \frac{6.25}{4} = \frac{0.2\text{kg-m}^2 + I_1}{0.2\text{kg-m}^2}.$$

This gives  $I_1 = 0.11\text{kg-m}^2$ .

**Example 12:** A simple pendulum having a bob of mass  $m$  undergoes small oscillations with amplitude  $\theta_0$ . Find the tension in the string as a function of the angle made by the string with the vertical. When is this tension maximum, and when is it minimum?



**Sol:** The forces acting on the bob are tension due to string and weight  $mg$ . The bob moves in a circular path. The acceleration of the bob has both radial and tangential component.

Suppose the speed of the bob at angle  $\theta$  is  $v$ . Using conservation of energy between the extreme position and the position with angle  $\theta$ ,

$$\frac{1}{2}mv^2 = mgl(\cos\theta - \cos\theta_0) \quad \dots(i)$$

As the bob moves in a circular path, the force towards the center should be equal to  $mv^2/l$ . Thus,

$$T - mg\cos\theta = mv^2/l.$$

Using (i),

$$T - mg\cos\theta = 2mg(\cos\theta - \cos\theta_0)$$

$$\text{or } T = 3mg\cos\theta - 2mg\cos\theta_0.$$

Now  $\cos\theta$  is maximum at  $\theta=0$  and decreases as  $|\theta|$  increases (for  $|\theta| < 90^\circ$ ).

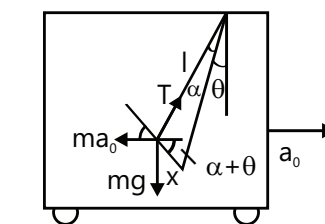
Thus, the tension is maximum when  $\theta=0$ , i.e., at the mean position and is minimum when  $\theta=\pm\theta_0$ , i.e., at extreme positions.

## JEE Advanced/Boards

**Example 1:** A simple pendulum is suspended from the ceiling of a car accelerating uniformly on a horizontal road. If the acceleration is  $a_0$  and the length of the pendulum is  $l$ , find the time period of small oscillations about the mean position.

**Sol:** The car accelerates with acceleration  $a$ . In the reference frame of car the effective value of acceleration due to gravity is

$$g_{\text{eff}} = |\vec{g} - \vec{a}| = \sqrt{g^2 + a^2}$$



We shall work in the car frame. As it is accelerated with respect to the road, we shall have to apply a pseudo force  $ma_0$  on the bob of mass  $m$ .

For mean position, the acceleration of the bob with respect to the car should be zero. If  $\theta$  be the angle made by the string with the vertical, then tension, weight and the pseudo force will add to zero in this position.

Suppose at some instant during oscillation, the string is further deflected by an angle  $\alpha$  so that the displacement of the bob is  $x$ . Taking the components perpendicular to the string, component of  $T = 0$ ,

component of  $mg = mg \sin(\alpha + \theta)$  and component of  $ma_0 = -ma_0 \cos(\alpha + \theta)$ . Thus, the resultant component  $F = m[g \sin(\alpha + \theta) - a_0 \cos(\alpha + \theta)]$ .

Expanding the sine and cosine and putting  $\cos \alpha \approx 1$ ,  $\sin \alpha \approx x/l$ , we get,

$$F = m \left[ g \sin \theta - a_0 \cos \theta + (g \cos \theta + a_0 \sin \theta) \frac{x}{l} \right]$$

At  $x=0$ , the force  $F$  on the bob should be zero, as this is the mean position. Thus by (i),

$$0 = m[g \sin \theta - a_0 \cos \theta] \quad \dots(ii)$$

$$\text{Giving } \tan \theta = \frac{a_0}{g}$$

$$\text{Thus, } \sin \theta = \frac{a_0}{\sqrt{a_0^2 + g^2}} \quad \dots(iii)$$

$$\cos \theta = \frac{g}{\sqrt{a_0^2 + g^2}} \quad \dots(iv)$$

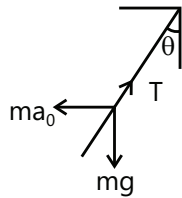
Putting (ii), (iii) and (iv) in

$$(i), F = m \sqrt{g^2 + a_0^2} \frac{x}{l} \text{ or, } F = m \omega^2 x, \text{ where } \omega^2 = \frac{\sqrt{g^2 + a_0^2}}{l}.$$

This is an equation of simple harmonic motion with

$$\text{time period } t = \frac{2\pi}{\omega} = 2\pi \frac{\sqrt{l}}{(g^2 + a_0^2)^{1/4}}.$$

As easy working rule may be found out as follows. In the mean position, the tension, the weight and the pseudo force balance. From figure, the tension is



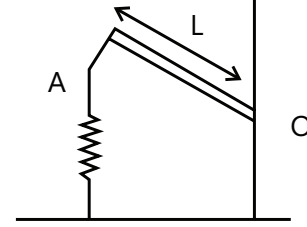
$$T = \sqrt{(ma_0)^2 + (mg)^2}$$

$$\text{or, } \frac{T}{m} = \sqrt{a_0^2 + g^2}.$$

This plays the role of effective 'g'. Thus the time period

$$\text{is } t = 2\pi \sqrt{\frac{I}{T/m}} = 2\pi \frac{\sqrt{I}}{[g^2 + a_0^2]^{1/4}}.$$

**Example 2:** A long uniform rod of length  $L$  and mass  $M$  is free to rotate in a vertical plane about a horizontal axis through its one end 'O'. A spring of force constant  $k$  is connected vertically between one end of the rod and ground. When the rod is in equilibrium it is parallel to the ground.



(a) What is the period of small oscillation that result when the rod is rotated slightly and released?

(b) What will be the maximum speed of the displaced end of the rod, if the amplitude of motion is  $\theta_0$ ?

**Sol:** The rod executes angular SHM. Use restoring torque method to find angular frequency of SHM.

(a) Restoring torque about 'O' due to elastic force of the spring

$$\tau = -FL = -kyL \quad (F = ky)$$

$$\tau = -kL^2\theta \quad (\text{as } y = L\theta)$$

$$\tau = I\alpha = \frac{1}{3}ML^2 \frac{d^2\theta}{dt^2}$$

$$\frac{1}{3}ML^2 \frac{d^2\theta}{dt^2} = -kL^2\theta; \quad \frac{d^2\theta}{dt^2} = -\frac{3k}{M}\theta$$

$$\omega = \sqrt{\frac{3k}{M}} \Rightarrow T = 2\pi \sqrt{\frac{M}{3k}}$$

(b) In angular SHM, maximum angular velocity

$$\left( \frac{d\theta}{dt} \right)_{\max} = \theta_0 \omega, \quad \omega = \theta_0 \sqrt{\frac{3k}{M}}, \quad v = r \left( \frac{d\theta}{dt} \right)$$

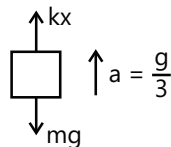
$$\text{So, } v_{\max} = L \left( \frac{d\theta}{dt} \right)_{\max} = L\theta_0 \sqrt{\frac{3k}{M}}$$

**Example 3:** A block with mass of 2 kg hangs without vibrating at the end of a spring of spring constant 500 N/m, which is attached to the ceiling of an elevator. The elevator is moving upwards with acceleration  $\frac{g}{3}$ . At time  $t=0$ , the acceleration suddenly ceases.

(a) What is the angular frequency of oscillation of the block after the acceleration ceases?

(b) By what amount is the spring stretched during the time when the elevator is accelerating?

(c) What is the amplitude of oscillation and initial phase angle observed by a rider in the elevator? Take the upward direction to be positive. Take  $g=10.0\text{ m/s}^2$ .

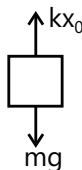


**Sol:** The angular frequency of the spring block system in vertical oscillations does not depend on the acceleration due to gravity or the acceleration of the elevator. The equilibrium position depends on the acceleration due to gravity and the elevator. When the acceleration of the elevator ceases the block moves to the new equilibrium position.

(a) Angular frequency

$$\omega = \sqrt{\frac{k}{m}} \text{ or } \omega = \sqrt{\frac{500}{2}}$$

$$\text{or } \omega = 15.81 \text{ rad/s}$$



(b) Equation of motion of the block (while elevator is accelerating) is,

$$kx - mg = ma = m\frac{g}{3}$$

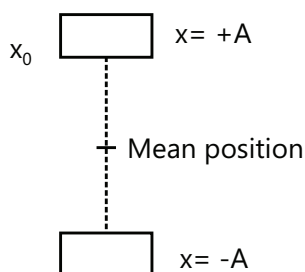
$$\therefore x = \frac{4mg}{3k} = \frac{(4)(2)(10)}{(3)(500)} = 0.053\text{ m}$$

$$\text{or } x = 5.3\text{ cm}$$

(c) (i) In equilibrium when the elevator has zero acceleration, the equation of motion is

$$kx_0 = mg \text{ or } x_0 = \frac{mg}{k} = \frac{(2)(10)}{500} = 0.04\text{ m}$$

$$= 4\text{ cm}$$



$$\therefore \text{Amplitude } A = x - x_0$$

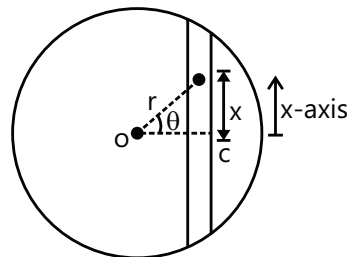
$$= 5.3 - 4.0$$

$$= 1.3 \text{ cm}$$

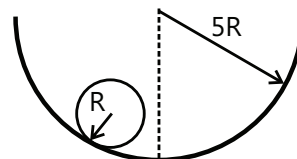
(ii) At time  $t=0$ , block is at  $x=-A$ . Therefore, substituting  $x=-A$  and  $t=0$  in equation,

$$x = A \sin(\omega t + \phi) \text{ We get initial phase } \phi = \frac{3\pi}{2}$$

**Example 4:** A solid sphere (radius =  $R$ ) rolls without slipping in a cylindrical through (radius =  $5R$ ). Find the time period of small oscillations.



**Sol:** The sphere executes pure rolling in the cylinder. The mean position is at the lowest point in the cylinder. Find the acceleration for small displacement from the mean position and compare with standard equation of SHM to find angular frequency.



For pure rolling to take place,  $v = R\omega$

$\omega'$  = Angular velocity of COM of sphere C about O

$$= \frac{v}{4R} = \frac{R\omega}{4R} = \frac{\omega}{4}$$

$$\therefore \frac{d\omega'}{dt} = \frac{1}{4} \frac{d\omega}{dt} \text{ or } \alpha' = \frac{\alpha}{4}$$

$$\alpha = \frac{a}{R} \text{ for pure rolling;}$$

$$\text{Where, } a = \frac{g \sin \theta}{1 + \frac{I}{mR^2}} = \frac{5g \sin \theta}{7}$$

$$\text{As, } I = \frac{2}{5}mR^2 \therefore \alpha' = \frac{5g \sin \theta}{28R}$$

For small  $\theta$ ,  $\sin \theta = \theta$ , being restoring in nature,

$$\alpha' = -\frac{5g}{28R} \theta \therefore T = 2\pi \sqrt{\left| \frac{\theta}{\alpha'} \right|} = 2\pi \sqrt{\frac{28R}{5g}}$$

**Example 5:** Consider the earth as a uniform sphere of mass  $M$  and radius  $R$ . Imagine a straight smooth tunnel made through the earth which connects any two points on its surface. Show that the motion of a particle of



mass in along this tunnel under the action of gravitation would be simple harmonic. Hence, determine the time that a particle would take to go from one end to the other through the tunnel.

**Sol:** Use the restoring force method to find the angular frequency.

Suppose at some instant the particle is at radial distance  $r$  from center of earth  $O$ . Since, the particle is constrained to move along the tunnel, we define its position as distance  $x$  from  $C$ . Hence, equation of motion of the particle is,  $ma_x = F_x$

The gravitational force on mass  $m$  at distance  $r$  is,

$$F = \frac{GMmr}{R^3} \text{ (Towards O)}$$

$$\text{Therefore, } F_x = -F \sin \theta = -\frac{GMmr}{R^3} \left( \frac{x}{r} \right)$$

Since  $F_x \propto -x$ , motion is simple harmonic in nature. Further,

$$ma_x = -\frac{GMm}{R^3} \cdot x \quad \text{or} \quad a_x = -\frac{GM}{R^3} \cdot x$$

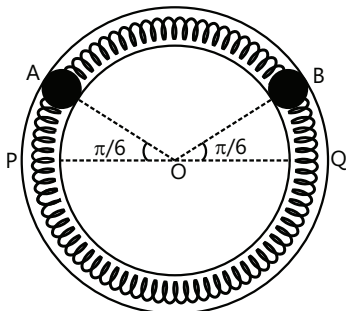
$\therefore$  Time period of oscillation is,

$$T = 2\pi \sqrt{\frac{x}{a_x}} = 2\pi \sqrt{\frac{R^3}{GM}}$$

The time taken by particle to go from one end to the other is  $\frac{T}{2}$

$$\therefore t = \frac{T}{2} = \pi \sqrt{\frac{R^3}{GM}}$$

**Example 6:** Two identical balls A and B, each of mass 0.1 kg are attached to two identical massless springs. The spring mass system is constrained to move inside a rigid smooth pipe bent in the form of a circle as shown in figure. The pipe is fixed in a horizontal plane. The centers of the balls can move in a circle of radius 0.06 m. Each spring has a natural length  $0.06\pi$  m and spring constant 0.1 N/m. Initially both the balls are displaced by angle  $\pi/6$  radian with respect to the diameter PQ of the circle and released from rest.



(a) Calculate the frequency of oscillation of ball B.

(b) Find the speed of the ball A when A and B are at the two ends of diameter PQ

(c) What is the total energy of the system

**Sol:** Here the two balls connected by the springs are free to oscillate along the length of the springs, so the time period will depend on the reduced mass of the two-ball system.

(a) Restoring force on A or B  $= k\Delta x + k\Delta x = 2k\Delta x$ .

Where  $\Delta x$  is compression in the spring at one end?  
Effective force constant  $= 2k$

$$\text{Frequency } \nu = \frac{1}{2\pi} \sqrt{\frac{2k}{\mu}}$$

Where  $\mu$  is reduced mass of system.

$$\text{reduced mass } \mu = \frac{mm}{m+m} = \frac{m}{2}$$

$$\nu = \frac{1}{2\pi} \sqrt{\frac{2k}{m/2}} = \frac{1}{3.14} \sqrt{\frac{0.1}{0.1}} = \frac{1}{3.14} \text{ s}^{-1}$$

(b) P and Q are equilibrium position. Balls A and B at P and Q have only kinetic energy and it is equal the potential energy at extreme positions.

Potential energy at extreme position

$$= \frac{1}{2}k(2\Delta x)^2 + \frac{1}{2}k(2\Delta x)^2 = 4k(\Delta x)^2$$

$$\text{Where } \Delta x = R \sin \frac{\pi}{6}$$

$$\Rightarrow \text{P.E.} = \frac{\pi^2 k R^2}{36} = \frac{(3.14)^2 \times 0.1 \times (0.06)^2}{36} \approx 3.94 \times 10^{-4} \text{ J}$$

When the balls A and B are at points P and Q respectively.

$$KE_{(A)} + KE_{(B)} = \text{P.E.}; \quad 2KE_{(A)} = \text{P.E.}$$

$$2 \times \frac{1}{2}mv^2 = 3.94 \times 10^{-4}$$

$$\Rightarrow v = \left( \frac{3.94}{0.1} \right)^{\frac{1}{2}} \times 10^{-2} = 6.28 \times 10^{-2} = 0.0628 \text{ ms}^{-1}$$

(c) Total potential and kinetic energy of the system is equal to total potential energy at the extreme position  $= 3.94 \times 10^{-4} \text{ J}$ .



## JEE Main/Boards

### Exercise 1

**Q.1** A simple harmonic motion is represented by  $y(t) = 10 \sin(20t + 0.5)$ . Write down its amplitude, angular frequency, time period and initial phase, if displacement is measured in meters and time in seconds.

**Q.2** A particle executing SHM along a straight line has a velocity of  $4 \text{ ms}^{-1}$ , when at a distance of 3 m from its mean position and  $3 \text{ ms}^{-1}$ , when at a distance of 4 m from it. Find the time it takes to travel 2.5 m from the positive extremity of its oscillation.

**Q.3** A simple harmonic oscillation is represented by the equation.

$$Y = 0.4 \sin(440t + 0.61)$$

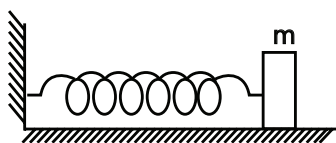
Here  $y$  and  $t$  are in m and s respectively. What are the values of (i) amplitude (ii) angular frequency (iii) frequency of oscillation (iv) time period of oscillation and (v) initial phase?

**Q.4** A particle executing SHM of amplitude 25 cm and time period 3 s. What is the minimum time required for the particle to move between two points 12.5 cm on either side of the mean position?

**Q.5** A particle executes SHM of amplitude  $a$ . At what distance from the mean position is its K.E. equal to its P.E?

**Q.6** An 8 kg body performs SHM of amplitude  $a$ . At what distance from the mean position is its K.E. equal to its P.E?

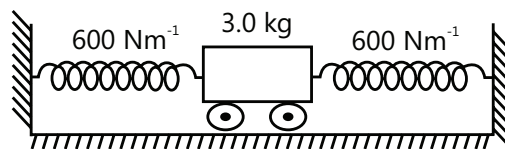
**Q.7** A spring of force constant  $1200 \text{ Nm}^{-1}$  is mounted on a horizontal table as shown in figure. A mass of 3.0 kg is attached to the free end of the spring. Pulled sideways to a distance of 2 cm and released, what is



(a) The speed of the mass when the spring is compressed by 1.0 cm?

(b) Potential energy of the oscillating mass.

**Q.8** A trolley of mass 3.0 kg is connected to two identical springs each of force constant  $600 \text{ Nm}^{-1}$  as shown in figure. If the trolley is displaced from its equilibrium position by 5.0 cm and released, what is the total energy stored?



**Q.9** A pendulum clock normally shows correct time. On an extremely cold day, its length decreases by 0.2%. Compute the error in time per day.

**Q.10** Two particles execute SHM of same amplitude and frequency on parallel lines. They pass one another when moving in opposite directions and at that time their displacement is one third their amplitude. What is the phase difference between them?

**Q.11** What is the frequency of a second pendulum in an elevator moving up with an accelerating of  $g/2$ ?

**Q.12** Explain periodic motion and oscillatory motion with illustration.

**Q.13** What is a simple pendulum? Find an expression for the time period and frequency of a simple pendulum.

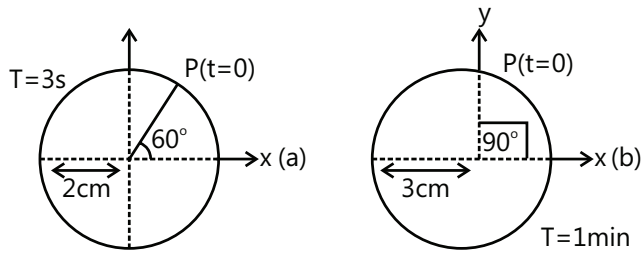
**Q.14** Explain the oscillations of a loaded spring and find the relations for the time period and frequency in case of (i) horizontal spring (ii) vertical spring

**Q.15** What is a spring factor? Find its value in case of two springs connected in (i) series and (ii) parallel.

**Q.16** Explain phase and phase difference, angular frequency, displacement in periodic motion with illustrations.

**Q.17** Explain displacement, velocity, acceleration and time period in SHMs. Find the relation between them.

**Q.18** From the figure (a) and (b). Obtain the equation of simple harmonic motion of the y-projection of the radius vector of the revolving particle P in each case.



**Q.19** Two particles execute SHM of the same amplitude and frequency along parallel lines. They pass each other moving in opposite directions, each time their displacement is half their amplitude. What is their phase difference?

**Q.20** A body oscillates with SHM according to the equation,  $X = 6 \cos(3\pi t + \pi/3)$  metres. What is (a) amplitude and (b) the velocity at  $t = 2$  s.

**Q.21** A bob of simple pendulum executes SHM of period 20 s. Its velocity is  $5 \text{ ms}^{-1}$ , two seconds after it has passed through its mean position. Determine the amplitude of SHM.

**Q.22** A particle is moving in a straight line with SHM. Its velocity has values  $3 \text{ ms}^{-1}$  and  $2 \text{ ms}^{-1}$  when its distance from the mean positions are 1 m and 2 m respectively. Find the period of its motion and length of its path.

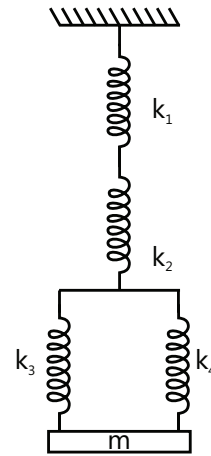
**Q.23** A particle executes SHM with an amplitude 4 cm. Locate the position of point where its speed is half its maximum speed. At what displacement is potential energy equal to kinetic energy?

**Q.24** A block whose mass is 1 kg is fastened to a spring. The spring has a spring constant  $50 \text{ N m}^{-1}$ . The block is pulled to a distance  $x = 10 \text{ cm}$  from its equilibrium position at  $x = 0$  on a frictionless surface at  $t = 0$ . Calculate the kinetic, potential and total energies of the block when it is 5 cm away from the mean position.

**Q.25** Two point masses of 3.0 kg and 1.0 kg are attached to opposite ends of a horizontal spring whose spring constant is  $300 \text{ Nm}^{-1}$  as shown in figure. Find the natural frequency of vibration of the system.



**Q.26** A system of springs with their spring constants are as shown in figure. What is the frequency of oscillations of the mass  $m$ ?



## Exercise 2

### Single Correct Choice Type

**Q.1** A simple harmonic motion having an amplitude  $A$  and time period  $T$  is represented by the equation:  $y = 5 \sin \pi(t + 4)m$

Then the values of  $A$  (in m) and  $T$  (in s) are:

- (A)  $A = 5$ ;  $T = 2$       (B)  $A = 10$ ;  $T = 1$   
(C)  $A = 5$ ;  $T = 1$       (D)  $A = 10$ ;  $T = 2$

**Q.2** The maximum acceleration of a particle in SHM is made two times keeping the maximum speed to be constant. It is possible when

- (A) Amplitude of oscillation is doubled while frequency remains constant  
(B) Amplitude is doubled while frequency is halved  
(C) Frequency is doubled while amplitude is halved  
(D) Frequency is doubled while amplitude remains constant

**Q.3** A stone is swinging in a horizontal circle 0.8 m in diameter at 30 rev/min. A distant horizontal light beam causes a shadow of the stone to be formed on a nearly vertical wall. The amplitude and period of the simple harmonic motion for the shadow of the stone are

- (A) 0.4 m, 4 s      (B) 0.2 m, 2 s  
(C) 0.4 m, 2 s      (D) 0.8 m, 2 s

**Q.4** A small mass executes linear SHM about O with amplitude  $a$  and period  $T$ . Its displacement from O at time  $T/8$  after passing through O is:

- (A)  $a/8$  (B)  $a/2\sqrt{2}$  (C)  $a/2$  (D)  $a/\sqrt{2}$

**Q.5** The displacement of a body executing SHM is given by  $x = A \sin(2\pi t + \pi/3)$ . The first time from  $t=0$  when the velocity is maximum is

- (A) 0.33 s (B) 0.16 s (C) 0.25 s (D) 0.5 s

**Q.6** A particle executes SHM of period 1.2 s. and amplitude 8 cm. Find the time it takes to travel 3cm from the positive extremity of its oscillation.

- (A) 0.28 s (B) 0.32 s (C) 0.17 s (D) 0.42 s

**Q.7** A particle moves along the x-axis according to  $x = A[1 + \sin \omega t]$ . What distance does it travel between  $t = 0$  and  $t = 2.5\pi/\omega$ ?

- (A) 4A (B) 6A (C) 5A (D) None

**Q.8** Find the ratio of time periods of two identical springs if they are first joined in series & then in parallel & a mass  $m$  is suspended from them:

- (A) 4 (B) 2 (C) 1 (D) 3

**Q.9** The amplitude of the vibrating particle due to superposition of two SHMs,

$$y_1 = \sin\left(\omega t + \frac{\pi}{3}\right) \text{ and } y_2 = \sin \omega t$$

- (A) 1 (B)  $\sqrt{2}$  (C)  $\sqrt{3}$  (D) 2

**Q.10** Two simple harmonic motions  $y_1 = A \sin \omega t$  are superimposed on a particle of mass  $m$ . The total mechanical energy of the particle is:

- (A)  $\frac{1}{2}m\omega_2 A_2$  (B)  $m\omega_2 A_2$   
(C)  $\frac{1}{4}m\omega_2 A_2$  (D) Zero

**Q.11** A block of mass ' $m$ ' is attached to a spring in natural length of spring constant ' $k$ '. The other end A of the spring is moved with a constant velocity  $v$  away from the block. Find the maximum extension in the spring.

- (A)  $\frac{1}{4}\sqrt{\frac{mv^2}{k}}$  (B)  $\sqrt{\frac{mv^2}{k}}$

- (C)  $\frac{1}{2}\sqrt{\frac{mv^2}{k}}$  (D)  $2\sqrt{\frac{mv^2}{k}}$

**Q.12** In the above question, the find amplitude of oscillation of the block in the reference frame of point A of the spring.

- (A)  $\frac{1}{4}\sqrt{\frac{mv^2}{k}}$  (B)  $\frac{1}{2}\sqrt{\frac{mv^2}{k}}$   
(C)  $\sqrt{\frac{mv^2}{k}}$  (D)  $2\sqrt{\frac{mv^2}{k}}$

**Q.13** For a particle acceleration is defined as

$$\vec{a} = \frac{-5x\vec{i}}{|x|} \text{ for } x \neq 0 \text{ and } \vec{a} = 0 \text{ for } x = 0.$$

If the particle is initially at rest ( $a, 0$ ) what is period of motion of the particle.

- (A)  $4\sqrt{2a/5}$  sec. (B)  $8\sqrt{2a/5}$  sec.  
(C)  $2\sqrt{2a/5}$  sec. (D) Cannot be determined

**Q.14** A mass  $m$ , which is attached to a spring with spring constant  $k$ , oscillates on a horizontal table, with amplitude  $A$ . At an instant when the spring is stretched by  $\sqrt{3}A/2$ , a second mass  $m$  is dropped vertically onto the original mass and immediately sticks to it. What is the amplitude of the resulting motion?

- (A)  $\frac{\sqrt{3}}{2}A$  (B)  $\sqrt{\frac{7}{8}}A$   
(C)  $\sqrt{\frac{13}{16}}A$  (D)  $\sqrt{\frac{2}{3}}A$

**Q.15** A particle is executing SHM of amplitude  $A$ , about the mean position  $x=0$ . Which of the following cannot be a possible phase difference between the positions of the particle at  $x = +A/2$  and  $x = -A/\sqrt{2}$

- (A)  $75^\circ$  (B)  $165^\circ$  (C)  $135^\circ$  (D)  $195^\circ$

## Previous Years' Questions

**Q.1** A particle executes simple harmonic motion with a frequency  $f$ . The frequency with which its kinetic energy oscillates is **(1987)**

- (A)  $f/2$  (B)  $f$  (C)  $2f$  (D)  $4f$

**Q.2** Two bodies M and N of equal masses are suspended from two separate massless springs of spring constants  $k_1$  and  $k_2$  respectively. If the two bodies oscillate vertically such that their maximum velocities are equal, the ratio of the one amplitude of vibration of M to that of N is **(1988)**

- (A)  $k_1 / k_2$  (B)  $\sqrt{k_2 / k_1}$   
(C)  $k_2 / k_1$  (D)  $\sqrt{k_1 / k_2}$

**Q.3** A highly rigid cubical block A of small mass  $M$  and side  $L$  is fixed rigidly on to another cubical block B of the same dimensions and of low modulus of rigidity  $\eta$  such that the lower face of A completely covers the upper face of B. The lower face of B is rigidly held on a horizontal surface. A small force  $F$  is applied perpendicular to one of the side faces of A. After the force is withdrawn, block A executes small oscillations. The time period of which is given by **(1992)**

- (A)  $2\pi\sqrt{M\eta L}$  (B)  $2\pi\sqrt{\frac{M\eta}{L}}$   
(C)  $2\pi\sqrt{\frac{ML}{\eta}}$  (D)  $2\pi\sqrt{\frac{M}{\eta L}}$

**Q.4** One end of a long metallic wire of length  $L$  is tied to the ceiling. The other end is tied to a massless spring of spring constant  $k$ . A mass  $m$  hangs freely from the free end of the spring. The area of cross-section and the Young's modulus of the wire are  $A$  and  $Y$  respectively. If the mass is slightly pulled down and released, it will oscillate with a time period  $T$  equal to **(1993)**

- (A)  $2\pi(m/k)^{1/2}$  (B)  $2\pi\sqrt{\frac{m(YA+kL)}{YAk}}$   
(C)  $2\pi[(mYA/kL)^{1/2}]$  (D)  $2\pi[(mL/YA)^{1/2}]$

**Q.5** A particle of mass  $m$  is executing oscillation about the origin on the  $x$ -axis. Its potential energy is  $U(x) = k|x|^3$ , Where  $k$  is a positive constant. If the

amplitude of oscillation is  $a$  then its time period  $T$  is **(1998)**

- (A) Proportional to  $1/\sqrt{a}$   
(B) Independent of  $a$   
(C) Proportional to  $\sqrt{a}$   
(D) Proportional to  $a^{3/2}$

**Q.6** A spring of force constant  $k$  is cut into two pieces such that one piece is double the length of the other the long piece will have a force constant of **(1999)**

- (A)  $2/3 k$  (B)  $3/2 k$  (C)  $3k$  (D)  $6k$

**Q.7** A particle free to move along the  $x$ -axis has potential energy by  $U(x) = k[1 - \exp(-x^2)]$  for  $-\infty \leq x \leq +\infty$  Where  $k$  is a positive constant of appropriate dimensions. Then **(1999)**

- (A) At points away from the origin, the particle is in unstable equilibrium  
(B) For any finite non-zero value of  $x$ , there is a force directed away from the origin  
(C) If its total mechanical energy is  $k/2$ , it has its minimum kinetic energy at the origin  
(D) For small displacements from  $x=0$ , the motion is simple harmonic

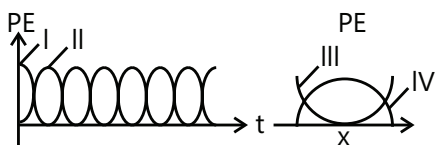
**Q.8** The period of oscillation of simple pendulum of length  $L$  suspended from the roof of the vehicle which moves without friction, down an inclined plane of inclination  $\alpha$ , is given by **(2000)**

- (A)  $2\pi\sqrt{\frac{L}{g\cos\alpha}}$  (B)  $2\pi\sqrt{\frac{L}{g\sin\alpha}}$   
(C)  $2\pi\sqrt{\frac{L}{g}}$  (D)  $2\pi\sqrt{\frac{L}{g\tan\alpha}}$

**Q.9** A particle executes simple harmonic motion between  $x = -A$  and  $x = +A$ . The time taken for it to go from  $O$  to  $A/2$  is  $T_1$  and to go from  $A/2$  to  $A$  is  $T_2$ , then **(2001)**

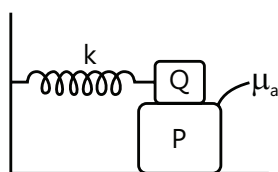
- (A)  $T_1 < T_2$  (B)  $T_1 > T_2$   
(C)  $T_1 = T_2$  (D)  $T_1 = 2T_2$

**Q.10** For a particle executing SHM the displacement  $x$  is given by  $x=A \cos \omega t$ . Identify the graph which represents the variation of potential energy (PE) as a function of time  $t$  and displacement. (2003)



- (A) I, III (B) II, IV (C) II, III (D) I, IV

**Q.11** A block P of mass  $m$  is placed on a horizontal frictionless plane. A second block of same mass  $m$  is placed on it and is connected to a spring of spring constant  $k$ , the two blocks are pulled by a distance  $A$ . Block Q oscillates without slipping. What is the maximum value of frictional force between the two blocks? (2004)



- (A)  $kA$  (B)  $kA$   
(C)  $\mu_s mg$  (D) Zero

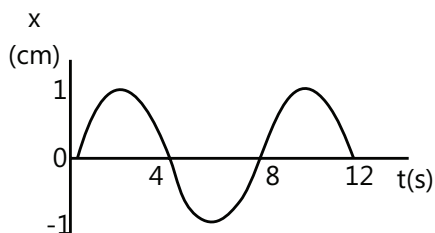
**Q.12** A simple pendulum has time period  $T_1$ . The point of suspension is now moved upward according to the relation  $y=kt^2$ , ( $k=1\text{m/s}^2$ ) where  $y$  is the vertical displacement.

The time period now becomes  $T_2$ .

The ratio of  $\frac{T_1^2}{T_2^2}$  is (Take  $g=10\text{m/s}^2$ ) (2005)

- (A) 6/5 (B) 5/6 (C) 1 (D) 4/5

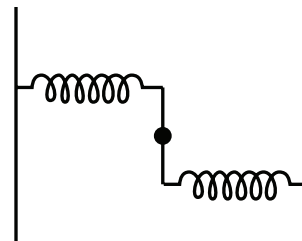
**Q.13** The  $x-t$  graph of a particle undergoing simple harmonic motion is shown below. The acceleration of the particle at  $t=4/3$  s is (2009)



- (A)  $\frac{\sqrt{3}}{32}\pi^2 \text{cms}^{-2}$  (B)  $\frac{-\pi^2}{32}\text{cms}^{-2}$

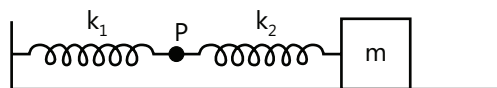
- (C)  $\frac{\pi^2}{32}\text{cms}^{-2}$  (D)  $-\frac{\sqrt{3}}{32}\pi^2 \text{cms}^{-2}$

**Q.14** A uniform rod of length  $L$  and mass  $M$  is pivoted at the center. Its two ends are attached to two springs of equal spring constants  $k$ . The spring are fixed to rigid supports as shown in the Fig, and rod is free to oscillate in the horizontal plane. The rod is gently pushed through a small angle  $\theta$  in one direction and released. The frequency of oscillation is (2009)



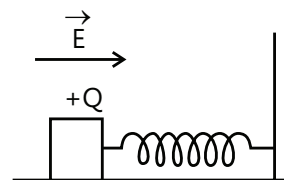
- (A)  $\frac{1}{2\pi}\sqrt{\frac{2k}{M}}$  (B)  $\frac{1}{2\pi}\sqrt{\frac{k}{M}}$   
(C)  $\frac{1}{2\pi}\sqrt{\frac{6k}{M}}$  (D)  $\frac{1}{2\pi}\sqrt{\frac{24k}{M}}$

**Q.15** The mass  $M$  shown in the figure oscillates in simple harmonic motion with amplitude  $A$ . The amplitude of the point P is (2009)



- (A)  $\frac{k_1 A}{k_2}$  (B)  $\frac{k_2 A}{k_1}$   
(C)  $\frac{k_1 A}{k_1 + k_2}$  (D)  $\frac{k_2 A}{k_1 + k_2}$

**Q.16** A wooden block performs SHM on a frictionless surface with frequency  $\nu_0$ . The block carries a charge  $+Q$  on its surface. If now a uniform electric field  $\vec{E}$  is switched-on as shown, then the SHM of the block will be (2011)



- (A) Of the same frequency and with shifted mean position

(B) Of the same frequency and with the same mean position

(C) Of changed frequency and with shifted mean position

(D) Of changed frequency and with the same mean position

**Q.17** A point mass is subjected to two simultaneous sinusoidal  $\sqrt{2A, \frac{3\pi}{4}}$  displacements in x-direction

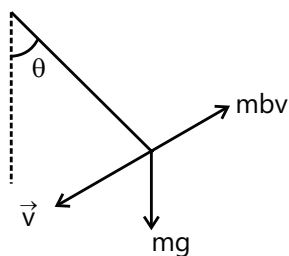
$$x_1(t) = A \sin \omega t \quad \text{and} \quad x_2(t) = A \sin \left( \omega t + \frac{2\pi}{3} \right).$$

### Adding a third sinusoidal displacement

$x_3(t) = B \sin(\omega t + \phi)$  brings the mass to a complete rest. The values of B and  $\phi$  are **(2011)**

- (A)  $A, \frac{6\pi}{3}$  (B)  $A, \frac{4\pi}{3}$   
(C)  $\sqrt{3A, \frac{5\pi}{6}}$  (D)  $A, \frac{\pi}{3}$

**Q.18** If a simple pendulum has significant amplitude (up to a factor of  $1/e$  of original) only in the period between  $t = 0$  s to  $t = \tau$  s, then  $\tau$  may be called the average life of the pendulum. When the spherical bob of the pendulum suffers a retardation (due to viscous drag) proportional to its velocity, with ' $b$ ' as the constant of proportionality, the average life time of the pendulum is (assuming damping is small) in seconds: **(2012)**



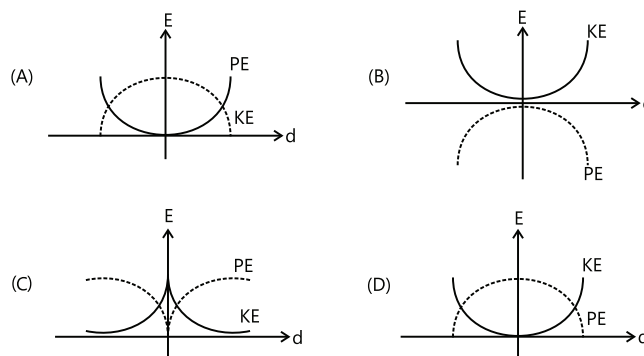
- (A)  $\frac{0.693}{b}$  (B)  $b$
- (C)  $\frac{1}{b}$  (D)  $\frac{2}{b}$

**Q.19** The amplitude of a damped oscillator decreases to 0.9 times its original magnitude in 5s. In another 10s it will decrease to  $\alpha$  times its original magnitude, where  $\alpha$  equals. **(2013)**

- (A) 0.81      (B) 0.729      (C) 0.6      (D) 0.7

**Q.20** For a simple pendulum, a graph is plotted between its kinetic energy (KE) and potential energy (PE) against its displacement  $d$ . Which one of the following represents these correctly?

(Graphs are schematic and not drawn to scale) **(2015)**



**Q.21** A particle performs simple harmonic motion with amplitude  $A$ . Its speed is trebled at the instant that it is at a distance  $\frac{2A}{3}$  from equilibrium position. The new amplitude of the motion is: **(2016)**

- (A)  $3A$  (B)  $A\sqrt{3}$   
(C)  $\frac{7A}{3}$  (D)  $\frac{A}{3}\sqrt{41}$

## JEE Advanced/Boards

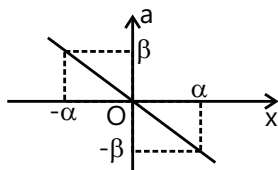
### Exercise 1

**Q.1** A body is in SHM with period  $T$  when oscillated from a freely suspended spring. If this spring is cut in two parts of length ratio 1:3 & again oscillated from the two parts separately, then the periods are  $T_1$  &  $T_2$  then find  $T_1/T_2$ .

**Q.2** A body undergoing SHM about the origin has its equation is given by  $x = 0.2 \cos 5\pi t$ . Find its average speed from  $t = 0$  to  $t = 0.7$  sec.

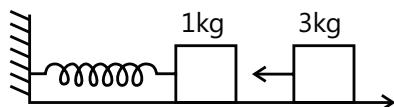
**Q.3** Two particles A and B execute SHM along the same line with the same amplitude  $a$ , same frequency and same equilibrium position O. If the phase difference between them is  $\phi = 2\sin^{-1}(0.9)$ , then find the maximum distance between the two.

**Q.4** The acceleration-displacement ( $a-x$ ) graph of a particle executing simple harmonic motion is shown in the figure. Find the frequency of oscillation.



**Q.5** A point particle of mass 0.1 kg is executing SHM with amplitude of 0.1 m. When the particle passes through the mean position, its K.E. is  $8 \times 10^{-3}$  J. Obtain the equation of motion of this particle if the initial phase of oscillation is  $45^\circ$ .

**Q.6** One end of an ideal spring is fixed to a wall at origin O and the axis of spring is parallel to x-axis. A block of mass  $m = 1$  kg is attached to free end of the spring and it is performing SHM. Equation of position of block in coordinate system shown is  $x = 10 + 3\sin 10t$ , is in second and  $x$  in cm. Another block of mass  $M = 3$  kg, moving towards the origin with velocity 30 cm/s collides with the block performing SHM at  $t = 0$  and gets stuck to it, calculate:

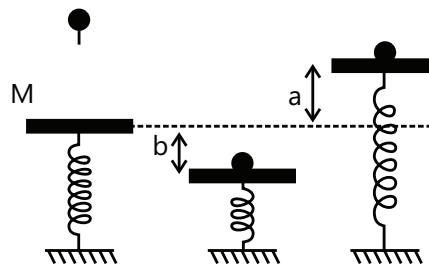


(i) New amplitude of oscillations.

(ii) New equation for position of the combined body.

(iii) Loss of energy during collision. Neglect friction.

**Q.7** A mass  $M$  is in static equilibrium on a massless vertical spring as shown in the figure. A ball of mass  $m$  dropped from certain height sticks to the mass  $M$  after colliding with it. The oscillations they perform reach to height ' $a$ ' above the original level of scales & depth ' $b$ ' below it.

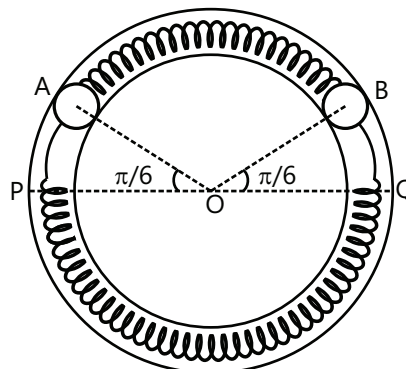


(a) Find the constant of force of the spring;

(b) Find the oscillation frequency.

(c) What is the height above the initial level from which the mass  $m$  was dropped?

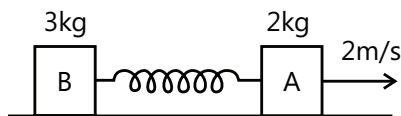
**Q.8** Two identical balls A and B each of mass 0.1 kg are attached to two identical massless springs. The spring mass system is constrained to move inside a rigid smooth pipe in the form of a circle as in figure. The pipe is fixed in a horizontal plane. The centers of the ball can move in a circle of radius 0.06 m. Each spring has a natural length  $0.06\pi$  m and force constant 0.1 N/m. Initially both the balls are displaced by an angle of  $\theta = \pi/6$  radian with respect to diameter PQ of the circle and released from rest





- (a) Calculate the frequency of oscillation of the ball B.  
 (b) What is the total energy of the system?  
 (c) Find the speed of the ball A when A and B are at the two ends of the diameter PQ.

**Q.9** Two blocks A(2kg) and B(3kg) rest up on a smooth horizontal surface are connected by a spring of stiffness 120 N/m. Initially the spring is unreformed. A is imparted a velocity of 2m/s along the line of the spring away from B. Find the displacement of A,  $t$  seconds later.



**Q.10** A force  $F = 10x + 2$  acts on a particle of mass 0.1 kg, where 'k' is in m and F in newton. If it is released from rest at  $x = 0.2$ m, find :

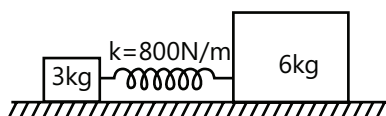
- (a) Amplitude; (b) time period; (c) equation of motion.

**Q.11** Potential Energy (U) of a body of unit mass moving in one-dimension conservative force field is given by,  $U = (x^2 - 4x + 3)$ . All units are in S.I.

- (i) Find the equilibrium position of the body.  
 (ii) Show that oscillations of the body about this equilibrium position are simple harmonic motion & find its time period.  
 (iii) Find the amplitude of oscillations if speed of the body at equilibrium position is  $2\sqrt{6}$  m/s.

**Q.12** A body is executing SHM under the action of force whose maximum magnitude is 50N. Find the magnitude of force acting on the particle at the time when its energy is half kinetic and half potential.

**Q.13** The system shown in the figure can move on a smooth surface. The spring is initially compressed by 6cm and then released. Find



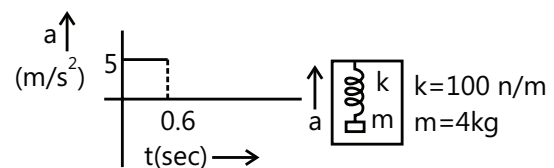
- (a) Time period  
 (b) Amplitude of 3kg block  
 (c) Maximum momentum of 6kg block

**Q.14** The resulting amplitude  $A'$  and the phase of the vibrations  $\delta$

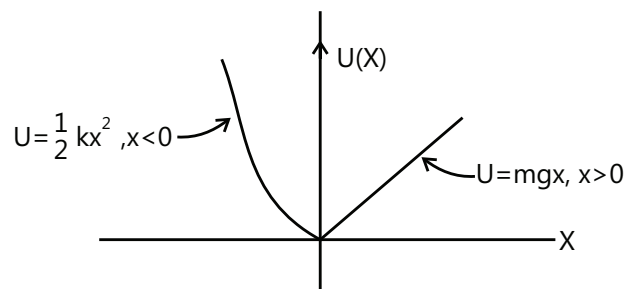
$$S = A \cos(\omega t) + \frac{A}{2} \cos\left(\omega t + \frac{\pi}{2}\right) + \frac{A}{4} \cos(\omega t + \pi) + \frac{A}{8} \cos\left(\omega t + \frac{3\pi}{2}\right) = A' \cos(\omega t + \delta)$$

are \_\_\_\_\_ and \_\_\_\_\_ respectively.

**Q.15** A spring block (force constant  $k=1000$ N/m and mass  $m=4$ kg) system is suspended from the ceiling of an elevator such that block is initially at rest. The elevator begins to move upwards at  $t=0$ . Acceleration time graph of the elevator is shown in the figure. Draw the displacement  $x$  (from its initial position taking upwards as positive) vs time graph of the block with respect to the elevator starting from  $t=0$  to  $t=1$  sec. Take  $\pi^2 = 10$ .

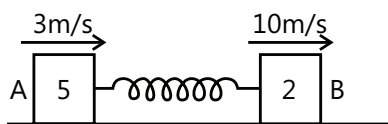


**Q.16** A particle of mass  $m$  moves in the potential energy  $U$  shown below. Find the period of the motion when the particle has total energy  $E$ .



**Q.17** The motion of a particle is described by  $x=30 \sin(\pi t + \pi/6)$ , where  $x$  is in cm and  $t$  in sec. Potential energy of the particle is twice of kinetic energy for the first time after  $t=0$  when the particle is at position \_\_\_\_\_ after \_\_\_\_\_ time.

**Q.18** Two blocks A (5kg) and B (2kg) attached to the ends of a spring constant 1120N/m are placed on a smooth horizontal plane with the spring undeformed. Simultaneously velocities of 3m/s and 10m/s along the line of the spring in the same direction are imparted to A and B then



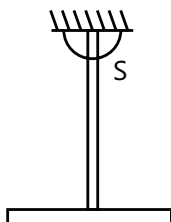
- (a) Find the maximum extension of the spring.  
 (b) When does the first maximum compression occurs after start.

**Q.19** Two identical rods each of mass  $m$  and length  $L$ , are rigidly joined and then suspended in a vertical plane so as to oscillate freely about an axis normal to the plane of paper passing through 'S' (point of suspension). Find the time period of such small oscillations.



**Q.20** (a) Find the time period of oscillations of a torsional pendulum, if the torsional constant of the wire is  $K = 10\pi^2 \text{ J/rad}$ . The moment of inertia of rigid body is  $10\text{ kg-m}^2$  about the axis of rotation.

(b) A simple pendulum of length  $l = 0.5\text{ m}$  is hanging from ceiling of a car. The car is kept on a horizontal plane. The car starts accelerating on the horizontal road with acceleration of  $5\text{ m/s}^2$ . Find the time period of oscillations of the pendulum for small amplitudes about the mean position.



**Q.21** An object of mass  $0.2\text{ kg}$  executes SHM along the  $x$ -axis with frequency of  $(25/\pi)\text{ Hz}$ . At the point  $x = 0.04\text{ m}$  the object has KE  $0.5 \text{ J}$  and PE  $0.4 \text{ J}$ . The amplitude of oscillation is \_\_\_\_\_.

**Q.22** A body of mass  $1\text{ kg}$  is suspended from a weightless spring having force constant  $600\text{ N/m}$ . Another body of mass  $0.5 \text{ kg}$  moving vertically upwards hits the suspended body with a velocity of  $3.0\text{ m/s}$  and get embedded in it. Find the frequency of oscillations and amplitude of motion.

**Q.23** A body A of mass  $m_1 = 1\text{ kg}$  and a body B of mass  $m_2 = 4\text{ kg}$  are attached to the ends of a spring. The body A performs vertical simple harmonic oscillations of amplitude  $a = 1.6 \text{ cm}$  and angular frequency  $\omega = 25 \text{ rad/s}$ . Neglecting the mass of the spring determine the maximum and minimum values of force the system exerts on the surface on which it rests. [Take  $g = 10\text{ m/s}^2$ ]

**Q.24** A spring mass system is hanging from the ceiling of an elevator in equilibrium. Elongation of spring is  $l$ . The elevator suddenly starts accelerating downwards with accelerating  $g/3$  find

- (a) The frequency and  
 (b) The amplitude of the resulting SHM.



## Exercise 2

### Single Correct Choice Type

**Q.1** A particle executes SHM on a straight line path. The amplitude of oscillation is  $2 \text{ cm}$ . When the displacement of the particle from the mean position is  $1 \text{ cm}$ , the numerical value of magnitude of acceleration is equal to the numerical value of magnitude of velocity. The frequency of SHM (in  $\text{second}^{-1}$ ) is:

- (A)  $2\pi\sqrt{3}$  (B)  $\frac{2\pi}{\sqrt{3}}$  (C)  $\frac{\sqrt{3}}{2\pi}$  (D)  $\frac{1}{2\pi\sqrt{3}}$

**Q.2** A particle executed SHM with time period  $T$  and amplitude  $A$ . The maximum possible average velocity in time  $\frac{T}{4}$  is

- (A)  $\frac{2A}{T}$  (B)  $\frac{4A}{T}$  (C)  $\frac{8A}{T}$  (D)  $\frac{4\sqrt{2}A}{T}$

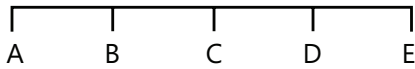
**Q.3** A particle performs SHM with a period  $T$  and amplitude  $a$ . The mean velocity of the particle over the time interval during which it travels a distance  $a/2$  from the extreme position is

- (A)  $a/T$  (B)  $2a/T$  (C)  $3a/T$  (D)  $a/2T$

**Q.4** Two particles are in SHM on same straight line with amplitude  $A$  and  $2A$  and with same angular frequency  $\omega$ . It is observed that when first particle is at a distance  $A/\sqrt{2}$  from origin and going toward mean position, other particle is at extreme position on other side of mean position. Find phase difference between the two particles

- (A)  $45^\circ$  (B)  $90^\circ$  (C)  $135^\circ$  (D)  $180^\circ$

**Q.5** A body performs simple harmonic oscillations along the straight line ABCDE with C as the midpoint of AE. Its kinetic energies at B and D are each one fourth of its maximum value. If  $AE = 2R$ , the distance between B and D is



(A)  $\frac{\sqrt{3}R}{2}$

(B)  $\frac{R}{\sqrt{2}}$

(C)  $\sqrt{3}R$

(D)  $\sqrt{2}R$

**Q.6** In an elevator, a spring clock of time period  $T_s$  (mass attached to a spring) and a pendulum clock of time period  $T_p$  are kept. If the elevator accelerates upwards

- (A)  $T_s$  well as  $T_p$  increases  
 (B)  $T_s$  remain same,  $T_p$  increases  
 (C)  $T_s$  remains same,  $T_p$  decreases  
 (D)  $T_s$  as well as  $T_p$  decreases

**Q.7** Two bodies P & Q of equal mass are suspended from two separate massless springs of force constants  $k_1$  and  $k_2$  respectively. If the maximum velocities of them are equal during their motion, the ratio of amplitude of P to Q is:

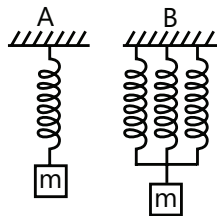
(A)  $\frac{k_1}{k_2}$

(B)  $\sqrt{\frac{k_2}{k_1}}$

(C)  $\frac{k_2}{k_1}$

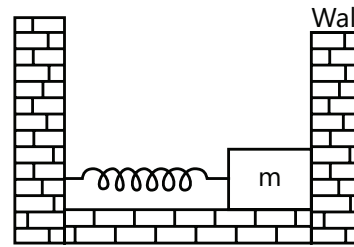
(D)  $\sqrt{\frac{k_1}{k_2}}$

**Q.8** The spring in figure. A and B are identical but length in A is three times each of that in B. the ratio of period  $T_A/T_B$  is



- (A)  $\sqrt{3}$  (B)  $1/3$  (C) 3 (D)  $1/\sqrt{3}$

**Q.9** In the figure the block of mass  $m$ , attached to the spring of stiffness  $k$  is in contact with the completely elastic wall, and the compression in the spring is 'e'. The spring is compressed further by 'e' by displacing the block towards left and is then released. If the collision between the block and the wall is completely elastic then the time period of oscillations of the block will be:



(A)  $\frac{2\pi}{3} \sqrt{\frac{m}{k}}$

(B)  $2\pi \sqrt{\frac{m}{k}}$

(C)  $\frac{\pi}{3} \sqrt{\frac{m}{k}}$

(D)  $\frac{\pi}{6} \sqrt{\frac{m}{k}}$

**Q.10** A 2 kg block moving with 10 m/s strikes a spring of constant  $\pi^2$  N/m attached to 2 Kg block at rest kept on a smooth floor. The time for which rear moving block remain in contact with spring will be

(A)  $\sqrt{2}$  sec

(B)  $\frac{1}{\sqrt{2}}$  sec

(C) 1 sec

(D)  $\frac{1}{2}$  sec

**Q.11** In the above question, the velocity of the rear 2 kg block after it separates from the spring will be:

(A) 0 m/s

(B) 5 m/s

(C) 10 m/s

(D) 7.5 m/s

**Q.12** A rod whose ends are A & B of length 25 cm is hanged in vertical plane. When hanged from point A and point B the time periods calculated are 3 sec & 4 sec respectively. Given the moment of inertia of rod about axis perpendicular to the rod is in ratio 9:4 at points A and B. Find the distance of the center of mass from point A.

- (A) 9 cm (B) 5 cm (C) 25 cm (D) 20 cm

**Q. 13** A circular disc has a tiny hole in it, at a distance  $z$  from its center. Its mass is  $M$  and radius  $R$  ( $R > z$ ). A horizontal shaft is passed through the hole and held fixed so that the disc can freely swing in the vertical plane. For small disturbance, the disc performs SHM whose time period is the minimum for  $z =$

(A)  $R/2$

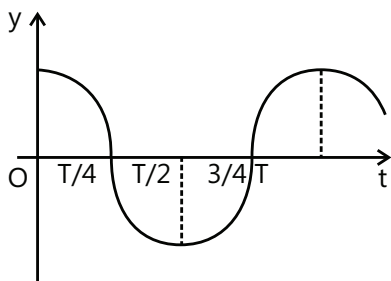
(B)  $R/3$

(C)  $R/\sqrt{2}$

(D)  $R/\sqrt{3}$

### Multiple Correct Choice Type

**Q.14** The displacement-time graph of a particle executing SHM is shown which of the following statement is/are true?



- (A) The velocity is maximum at  $t=T/2$
- (B) The acceleration is maximum at  $t=T$
- (C) The force is zero at  $t=3T/4$
- (D) The potential energy equals the oscillation energy at  $t=T/2$ .

**Q.15** The amplitude of a particle executing SHM about O is 10 cm. Then:

- (A) When the K.E. is 0.64 of its max. K.E. its displacement is 6cm from O.
- (B) When the displacement is 5cm from O its K.E. is 0.75 of its max. P.E.
- (C) Its total energy at any point is equal to its maximum K.E.
- (D) Its velocity is half the maximum velocity when its displacement is half the maximum displacement.

**Q.16** A particle of mass  $m$  performs SHM along a straight line with frequency  $f$  and amplitude  $A$ .

- (A) The average kinetic energy of the particle is zero.
- (B) The average potential energy is  $m\pi^2 f^2 A^2$ .
- (C) The frequency of oscillation of kinetic energy is  $2f$ .
- (D) Velocity function leads acceleration by  $\pi/2$

**Q.17** A system is oscillating with undamped simple harmonic motion. Then the

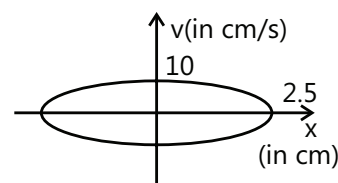
- (A) Average total energy per cycle of the motion is its maximum kinetic energy.
- (B) Average total energy per cycle of the motion is  $\frac{1}{\sqrt{2}}$  times its maximum kinetic energy.
- (C) Root means square velocity  $\frac{1}{\sqrt{2}}$  times its maximum velocity.

(D) Mean velocity is  $\frac{1}{2}$  of maximum velocity.

**Q.18** A spring has natural length 40 cm and spring constant 500 N/m. A block of mass 1 kg is attached at one end of the spring and other end of the spring is attached to ceiling. The block released from the position, where the spring has length 45cm.

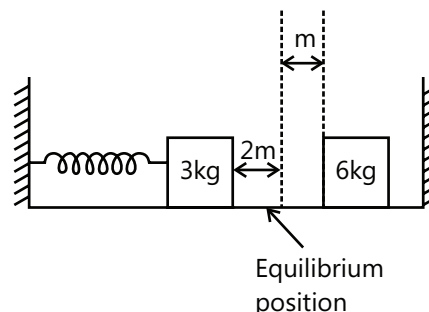
- (A) The block will performs SHM of amplitude 5 cm.
- (B) The block will have maximum velocity  $30\sqrt{5}$  cm / sec .
- (C) The block will have maximum acceleration  $15\text{m/s}^2$
- (D) The minimum potential energy of the spring will be zero.

**Q.19** The figure shows a graph between velocity and displacement (from mean position) of a particle performing SHM:



- (A) The time period of the particle is 1.57s
- (B) The maximum acceleration will be  $40\text{cm/s}^2$
- (C) The velocity of particle is  $2\sqrt{21}\text{cm/s}$  when it is at a distance 1 cm from the mean position.
- (D) None of these

**Q.20** Two blocks of masses 3 kg and 6 kg rest on a horizontal smooth surface. The 3 kg block is attached to A Spring with a force constant



$k = 900\text{Nm}^{-1}$  Which is compressed 2 m from beyond the equilibrium position. The 6 kg mass is at rest at 1m from mean position 3kg mass strikes the 6kg mass and the two stick together.

(A) Velocity of the combined masses immediately after the collision is  $10\text{ms}^{-1}$

(B) Velocity of the combined masses immediately after the collision is  $5\text{ms}^{-1}$

(C) Amplitude of the resulting oscillations is  $\sqrt{2}\text{m}$

(D) Amplitude of the resulting oscillation is  $\sqrt{\frac{5}{2}}\text{m}$ .

**Q.21** A particle is executing SHM with amplitude  $A$ , time period  $T$ , maximum acceleration  $a_0$  and maximum velocity  $v_0$ . It starts from mean position at  $t=0$  and at time  $t$ , it has the displacement  $A/2$ , acceleration  $a$  and velocity  $v$  then

(A)  $t=T/12$  (B)  $a = a_0 / 2$

(C)  $v = v_0 / 2$  (D)  $t=T/8$

**Q.22** For a particle executing SHM,  $x$ =displacement from equilibrium position,  $v$ = velocity at any instant and  $a$  = acceleration at any instant, then

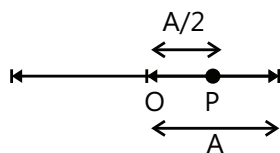
(A)  $v$ - $x$  graph is a circle

(B)  $v$ - $x$  graph is an ellipse

(C)  $a$ - $x$  graph is a straight line

(D)  $a$ - $v$  graph is an ellipse

**Q.23** A particle starts from a point  $P$  at a distance of  $A/2$  from the mean position  $O$  & travels towards left as shown in the figure. If the time period of SHM, executed about  $O$  is  $T$  and amplitude  $A$  then the equation of motion of particle is:



(A)  $x = A\sin\left(\frac{2\pi}{T}t + \frac{\pi}{6}\right)$  (B)  $x = A\sin\left(\frac{2\pi}{T}t + \frac{5\pi}{6}\right)$

(C)  $x = A\cos\left(\frac{2\pi}{T}t + \frac{\pi}{6}\right)$  (D)  $x = A\cos\left(\frac{2\pi}{T}t + \frac{\pi}{3}\right)$

**Q.24** Two particles execute SHM with amplitude  $A$  and  $2A$  and angular frequency  $\omega$  and  $2\omega$  respectively. At  $t=0$  they start with some initial phase difference. At  $t = \frac{2\pi}{3\omega}$  difference is:  $\frac{2\pi}{3\omega}$ . They are in same phase. Their initial phase

(A)  $\frac{\pi}{3}$  (B)  $\frac{2\pi}{3}$  (C)  $\frac{4\pi}{3}$  (D)  $\pi$

**Q.25** A mass of  $0.2\text{ kg}$  is attached to the lower end of a massless spring of force-constant  $200\text{ N/m}$ , the upper end of which is fixed to a rigid support. Which of the following statements is/are true?

(A) In equilibrium, the spring will be stretched by  $1\text{ cm}$ .

(B) If the mass is raised till the spring is in not stretched state and then released, it will go down by  $2\text{ cm}$  before moving upwards.

(C) The frequency of oscillation will be nearly  $5\text{ Hz}$ .

(D) If the system is taken to moon, the frequency of oscillation will be the same as on the earth.

**Q.26** The potential energy of particle of mass  $0.1\text{ kg}$ , moving along  $x$ -axis, is given by  $U=5x(x-4)\text{ J}$  where  $x$  is in meters. It can be concluded that

(A) The particle is acted upon by a constant force.

(B) The speed of the particle is maximum at  $x=2\text{ m}$

(C) The particle executes simple harmonic motion

(D) The period of oscillation of the particle is  $\pi/5\text{ s}$

**Q.27** The displacement of a particle varies according to the relation  $x=3\sin 100t + \cos^2 50t$ . Which of the following is/are correct about this motion.

(A) The motion of the particle is not SHM

(B) The amplitude of the SHM of the particle is  $5$  units

(C) The amplitude of the resultant SHM is  $\sqrt{73}$  units.

(D) The maximum displacement of the particle from the origin is  $9$  units.

**Q.28** The equation of motion for an oscillating particle is given by  $x=3\sin(4\pi t) + 4\cos(4\pi t)$ , where  $x$  is in  $\text{mm}$  and  $t$  is in second

(A) The motion is simple harmonic

(B) The period of oscillation is  $0.5\text{ s}$

(C) The amplitude of oscillation is  $5\text{ mm}$

(D) The particle starts its motion from the equilibrium

**Q.29** A linear harmonic oscillator of force constant  $2 \times 10^6\text{ Nm}^{-1}$  and amplitude  $0.01\text{ m}$  has a total mechanical energy of  $160\text{ J}$ . Its

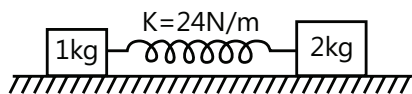
(A) Maximum potential energy is  $100\text{ J}$

(B) Maximum kinetic energy is  $100\text{ J}$

(C) Maximum potential energy is  $160$

(D) Minimum potential energy is zero.

**Q.30** The two blocks shown here rest on a frictionless surface. If they are pulled apart by a small distance and released at  $t=0$ , the time when



1 kg block comes to rest can be

- (A)  $\frac{2\pi}{3}$  sec                      (B)  $\pi$  sec.  
 (C)  $\frac{\pi}{2}$  sec                      (D)  $\frac{\pi}{9}$  sec

### Assertion Reasoning Type

**Q.31 Statement-I:** A particle is moving along x-axis. The resultant force  $F$  acting on it at position  $x$  is given by  $F=-ax-b$ . Where  $a$  and  $b$  are both positive constants. The motion of this particle is not SHM.

**Statement-II:** In SHM restoring force must be proportional to the displacement from mean position.

- (A) Statement-I is true, statement-II is true and statement-II is correct explanation for statement-I  
 (B) Statement-I is true, statement-II is true and statement-II is NOT the correct explanation for statement-I  
 (C) Statement-I is true, statement-II is false.  
 (D) Statement-I is false, statement-II is true.

**Q.32 Statement-I:** For a particle performing SHM, its speed decreases as it goes away from the mean position.

**Statement-II:** In SHM, the acceleration is always opposite to the velocity of the particle.

- (A) Statement-I is true, statement-II is true and statement-II is correct explanation for statement-I.  
 (B) Statement-I is true, statement-II is true and Statement-II is NOT the correct explanation for statement-I  
 (C) Statement-I is true, statement-II is false.  
 (D) Statement-I is false, statement-II is true.

**Q.33 Statement-I:** Motion of a ball bouncing elastically in vertical direction on a smooth horizontal floor is a periodic motion but not an SHM.

**Statement-II:** Motion is SHM when restoring force is proportional to displacement from mean position.

- (A) Statement-I is true, statement-II is true and statement-II is correct explanation for statement-I

(B) Statement-I is true, statement-II is true and statement-II is NOT the correct explanation for statement-I

(C) Statement-I is true, statement-II is false.

(D) Statement-I is false, statement-II is true

**Q.34 Statement-I:** A particle, simultaneously subjected to two simple harmonic motions of same frequency and same amplitude, will perform SHM only if two SHM's are in the same direction

**Statement-II:** A particle, simultaneously subjected to two simple harmonic motions of same frequency and same amplitude, perpendicular to each other the particle can be in uniform circular motion.

- (A) Statement-I is true, statement-II is true and statement-II is correct explanation for statement-I  
 (B) Statement-I is true, statement-II is true and statement-II is NOT the correct explanation for statement-I.  
 (C) Statement-I is true, statement-II is false.  
 (D) Statement-I is false, statement-II is true.

**Q.35 Statement-I:** In case of oscillatory motion the average speed for any time interval is always greater than or equal to its average velocity.

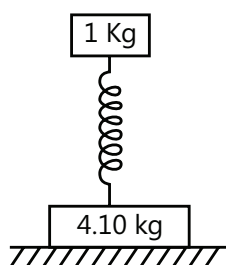
**Statement-II:** Distance travelled by a particle cannot be less than its displacement.

- (A) Statement-I is true, statement-II is true and statement-II is correct explanation for statement-I  
 (B) Statement-I is true, statement-II is true and statement-II is NOT the correct explanation for statement-I.  
 (C) Statement-I is true, statement-II is false.  
 (D) Statement-I is false, statement-II is true.

### Comprehension Type

**Paragraph 1:** When force acting on the particle is of nature  $F = -kx$ , motion of particle is SHM, Velocity at extreme is zero while at mean position it is maximum. In case of acceleration situation is just reverse. Maximum displacement of particle from mean position on both sides is same and is known as amplitude. Refer to figure One kg block performs vertical harmonic oscillations with amplitude 1.6 cm and frequency  $25 \text{ rad s}^{-1}$ .





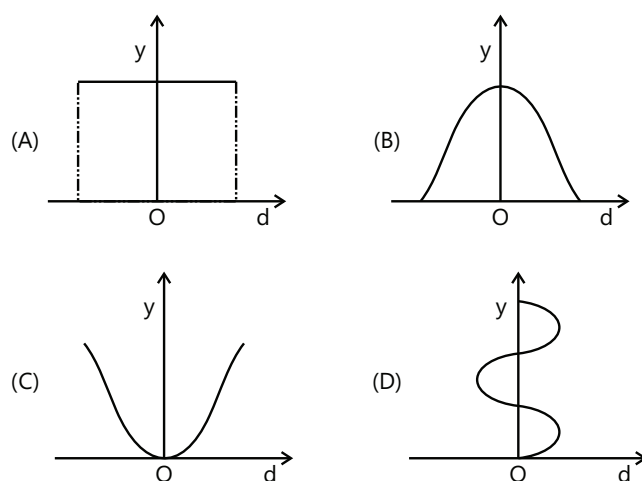
**Q.36** The maximum value of the force that the system exerts on the surface is

- (A) 20 N      (B) 30 N      (C) 40 N      (D) 60 N

**Q.37** The minimum force is

- (A) 20 N      (B) 30 N      (C) 40 N      (D) 60 N

**Paragraph 2:** The graphs in figure show that a quantity  $y$  varies with displacement  $d$  in a system undergoing simple harmonic motion.



Which graphs best represents the relationship obtained when  $Y$  is

**Q. 38** The total energy of the system

- (A) I      (B) II      (C) III      (D) IV

**Q.39** The time

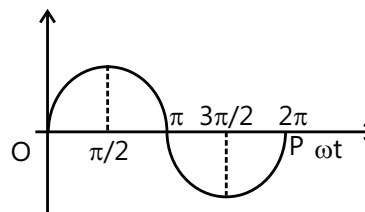
- (A) I      (B) II      (C) III      (D) IV

**Q.40** The unbalanced force acting on the system

- (A) I      (B) II      (C) III      (D) None

### Match the Columns

**Q.41** The graph plotted between phase angle ( $\phi$ ) and displacement of a particle from equilibrium position ( $y$ ) is a sinusoidal curve as shown below. Then the best matching is



Column A	Column B
(a) K.E. versus phase angle curve	(i)
(b) P.E. versus phase angle curve	(ii)
(c) T.E. versus phase angle curve	(iii)
(d) Velocity versus phase angle curve	(iv)

(A) (a)-(i), (b)-(ii), (c)-(iii) & (d)-(iv)

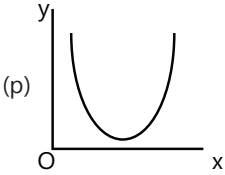
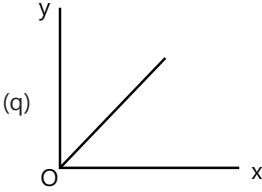
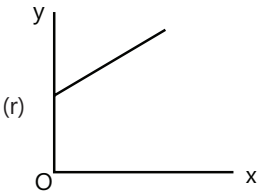
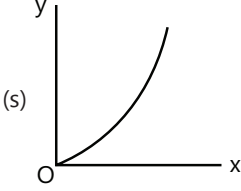
(B) (a)-(ii), (b)-(i), (c)-(iii) & (d)-(iv)

(C) (a)-(ii), (b)-(i), (c)-(iv) & (d) – (iii)

(D) (a)-(ii), (b)-(iii), (c)-(iv) & (d)-(i)

**Q.42** Column I is a list of possible set of parameters measured in some experiments. The variations of the parameters in the form of graphs are shown in Column II. Match the set of parameters given in Column I with the graphs given in Column II. Indicate your answer by darkening the appropriate bubbles of the 4 x 4 matrix given in the ORS.



Column I	Column II
(A) Potential energy of a simple pendulum (y axis) as a function of displacement (x axis)	(p) 
(B) Displacement (y axis) as a function of time (x axis) for a one dimensional motion at zero or constant acceleration when the body is moving along the positive x-direction.	(q) 
(C) Range of projectile (y axis) as a function of its velocity (x axis) when projected at a fixed angle.	(r) 
(D) The square of the time period (y axis) of a simple pendulum as a function of its length (x axis)	(s) 

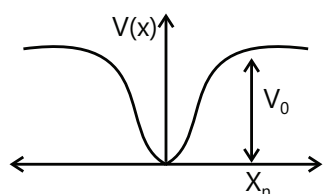
## Previous Years' Questions

**Paragraph 1:** When a particle of mass  $m$  moves on the  $x$ -axis in a potential of the form  $V(x) = kx^2$ , it performs simple harmonic motion. The corresponding time

period is proportional to  $\sqrt{\frac{m}{k}}$ , as can be seen easily using dimensional analysis. However, the motion of a

particle can be periodic even when its potential energy increases on both sides of  $x=0$  in a way different from  $kx^2$  and its total energy is such that the particle does not escape to infinity. Consider a particle of mass  $m$  moving on the  $x$ -axis. Its potential energy is  $v(x) = \alpha x^2$  ( $\alpha > 0$ ) for  $|x|$  near the origin and becomes a constant equal to  $V_0$  for  $|x| \geq X_0$  (see figure below)

(2010)



**Q.1** If the total energy of the particle is  $E$ , it will perform periodic motion only if

- (A)  $E < 0$  (B)  $E > 0$   
(C)  $V_0 > E > 0$  (D)  $E > V_0$

**Q.2** For periodic motion of small amplitude  $A$ , the time period  $t$  of this particle is proportional to

- (A)  $A\sqrt{\frac{m}{\alpha}}$  (B)  $\frac{1}{A}\sqrt{\frac{m}{\alpha}}$   
(C)  $A\sqrt{\frac{\alpha}{m}}$  (D)  $\frac{1}{A}\sqrt{\frac{\alpha}{m}}$

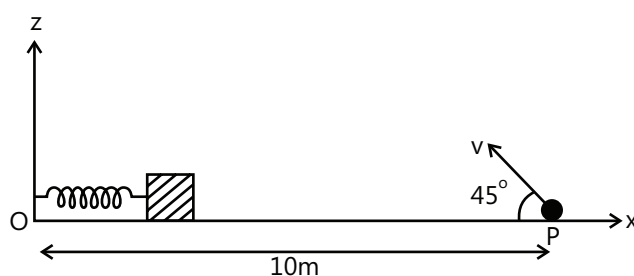
**Q.3** The acceleration of this particle for  $|x| > X_0$  is

- (A) Proportional to  $V_0$   
(B) Proportional to  $\frac{V_0}{mX_0}$   
(C) Proportional to  $\sqrt{\frac{V_0}{mX_0}}$   
(D) Zero

**Q.4** A small block is connected to one end of a massless spring of un-stretched length 4.9 m. The other end of the spring (see the figure) is fixed. The system lies on a horizontal frictionless surface. The block is stretched by 0.2 m and released from rest at  $t = 0$ . It then executes simple harmonic motion with angular frequency

$\omega = \frac{\pi}{3}$  rad/s. Simultaneously at  $t = 0$ , a small pebble

is projected with speed  $v$  from point P at an angle of  $45^\circ$  as shown in the figure. Point P is at a horizontal distance of 10 m from O. If the pebble hits the block at  $t = 1$  s, the value of  $v$  is (take  $g = 10 \text{ m/s}^2$ ) (2012)



- (A)  $\sqrt{50} \text{ m/s}$  (B)  $\sqrt{51} \text{ m/s}$   
(C)  $\sqrt{52} \text{ m/s}$  (D)  $\sqrt{53} \text{ m/s}$

**Q.5** A particle of mass  $m$  is attached to one end of a mass-less spring of force constant  $k$ , lying on a frictionless horizontal plane. The other end of the spring is fixed. The particle starts moving horizontally from its equilibrium position at time  $t = 0$  with an initial velocity  $u_0$ . When the speed of the particle is  $0.5 u_0$ , it collides elastically with a rigid wall. After this collision,

(2013)

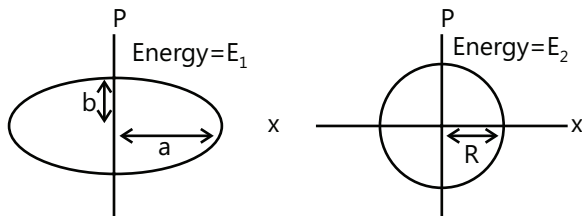
(A) The speed of the particle when it returns to its equilibrium position is  $u_0$

(B) The time at which the particle passes through the equilibrium position for the first time is  $t = \pi \sqrt{\frac{m}{k}}$ .

(C) The time at which the maximum compression of the spring occurs is  $t = \frac{4\pi}{3} \sqrt{\frac{m}{k}}$

(D) The time at which the particle passes through the equilibrium position for the second time is  $t = \frac{5\pi}{3} \sqrt{\frac{m}{k}}$

**Q.6** Two independent harmonic oscillators of equal mass are oscillating about the origin with angular frequencies  $\omega_1$  and  $\omega_2$  and have total energies  $E_1$  and  $E_2$ , respectively. The variations of their momenta  $p$  with positions  $x$  are shown in the figures. If  $\frac{a}{b} = n^2$  and  $\frac{a}{R} = n$ , then the correct equation(s) is(are) (2015)



(A)  $E_1 \omega_1 = E_2 \omega_2$       (B)  $\frac{\omega_2}{\omega_1} = n^2$

(C)  $\omega_1 \omega_2 = n^2$       (D)  $\frac{E_1}{\omega_1} = \frac{E_2}{\omega_2}$

**Q.7** A block with mass  $M$  is connected by a massless spring with stiffness constant  $k$  to a rigid wall and moves without friction on a horizontal surface. The block oscillates with small amplitude  $A$  about an equilibrium position  $x_0$ . Consider two cases: (i) when the block is at  $x_0$ ; and (ii) when the block is at  $x = x_0 + A$ . In both the cases, a particle with mass  $m$  ( $< M$ ) is softly placed on the block after which they stick to each other. Which of the following statement(s) is (are) true about the motion after the mass  $m$  is placed on the mass  $M$ ? (2016)

(A) The amplitude of oscillation in the first case changes by a factor of  $\sqrt{\frac{M}{m+M}}$ , whereas in the second case it remains unchanged

(B) The final time period of oscillation in both the cases is same

(C) The total energy decreases in both the cases

(D) The instantaneous speed at  $x_0$  of the combined masses decreases in both the cases

**Q.8** Column I describes some situations in which a small object moves. Column II describes some characteristics of these motions. Match the situations in column I with the characteristics in column II. (2007)

Column I	Column II
(A) The object moves on the $x$ -axis under a conservative force in such a way that its speed and position satisfy $v = c_1 \sqrt{c_2 - x^2}$ , where $c_1$ and $c_2$ are positive constants.	(p) The object executes a simple harmonic motion.
(B) The object moves on the $x$ -axis in such a way that its velocity and its displacement from the origin satisfy $v = -kx$ , where $k$ is a positive constant.	(q) The object does not change its direction.
(C) The object is attached to one end of a mass-less spring of a given spring constant. The other end of the spring is attached to the ceiling of an elevator. Initially everything is at rest. The elevator starts going upwards with a constant acceleration $\alpha$ . The motion of the object is observed from the elevator during the period it maintain this acceleration.	(r) The kinetic energy of the object keeps on decreasing.
(D) The object is projected from the earth's surface vertically upwards with a speed $2\sqrt{\frac{GM_e}{R_e}}$ , where $M_e$ is the mass of the earth and $R_e$ is the radius of the earth. Neglect forces from objects other than the earth.	(s) The object can change its direction only once.

**Q.9** A linear harmonic oscillator of force constant  $2 \times 10^6$  N/m and amplitude 0.01m has a total mechanical energy of 160 J. Its (1989)

- (A) Maximum potential energy is 100 J
- (B) Maximum kinetic energy is 100J
- (C) Maximum potential energy is 160J
- (D) Maximum potential energy is zero

**Q.10** Three simple harmonic motions in the same direction having the same amplitude and same period are superposed. If each differ in phase from the next by  $45^\circ$ , then (1999)

- (A) The resultant amplitude is  $(1 + \sqrt{2})a$
- (B) The phase of the resultant motion relative to the first is  $90^\circ$
- (C) The energy associated with the resulting motion is  $(3 + 2\sqrt{2})$  times the energy associated with any single motion
- (D) The resulting motion is not simple harmonic

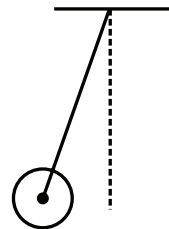
**Q.11** Function  $x = A \sin^2 \omega t + B \cos^2 \omega t + C \sin \omega t \cos \omega t$  represent SHM (2006)

- (A) For any value of A, B and C (except  $C=0$ )
- (B) If  $A=-B$ ,  $C=2B$ , amplitude  $= |B\sqrt{2}|$

(C) If  $A=B$ ;  $C=0$

(D) If  $A=B$ ;  $C=2B$ , amplitude  $= |B|$

**Q.12** A metal rod of length L and mass m is pivoted at one end. A thin disk of mass M and radius R ( $< L$ ) is attached at its center to the free end of the rod. Consider two ways the disc is free to rotate about its center. The rod-disc system performs SHM in vertical plane after being released from the same displaced position. Which of the following statement(s) is/are true? (2011)



- (A) Restoring torque in case A = Restoring torque in case B
- (B) Restoring torque in case A < Restoring torque in case B
- (C) Angular frequency for case A > Angular frequency for case B
- (D) Angular frequency for case A < angular frequency for case B

## MASTERJEE Essential Questions

### JEE Main/Boards

#### Exercise 1

Q. 7      Q.8      Q.20  
Q.24      Q.25

#### Exercise 2

Q.3      Q.9      Q.15

#### Previous Years' Questions

Q.9      Q.10      Q.11  
Q.14      Q.15      Q.16

### JEE Advanced/Boards

#### Exercise 1

Q.4      Q.6      Q.8  
Q.18      Q.23      Q.24

#### Exercise 2

Q.1      Q.2      Q.4  
Q.5      Q.9      Q.14  
Q.15      Q.20      Q.25  
Q.29      Q.30      Q.42

## Answer Key

### JEE Main/Boards

#### Exercise 1

- |  |                                       |                                    |
|--|---------------------------------------|------------------------------------|
| <b>Q.1</b> 0.5 rad   | <b>Q.2</b> 1.048 s                    | <b>Q.3</b> 0.61 rad                |
| <b>Q.4</b> 0.5s  | <b>Q.5</b> 0.71 a                     | <b>Q.6</b> 7.56J                   |
| <b>Q.7</b> $0.35 \text{ ms}^{-1}$ , 0.06 J   | <b>Q.8</b> 1.5J                       | <b>Q.9</b> 86.4s                   |
| <b>Q.10</b> $141^\circ.4'$   | <b>Q.11</b> $0.612 \text{ s}^{-1}$    |                                    |
| <b>Q.18</b> (a) $y = 2 \sin\left(\frac{2\pi t}{3} + \frac{\pi}{3}\right)$ (b) $y = 3 \cos\left(\frac{\pi}{30} t\right)$        |                                       | <b>Q.19</b> $2\pi / 3 \text{ rad}$ |
| <b>Q.20</b> (a) 6m (b) $-48.99 \text{ ms}^{-1}$  | <b>Q.21</b> 19.67m                    | <b>Q.22</b> 4.86s; 5.06m           |
| <b>Q.23</b> $2\sqrt{3} \text{ cm}$ ; $2\sqrt{2} \text{ cm}$  | <b>Q.24</b> 0.1875 J; 0.0625 J, 0.25J | <b>Q.25</b> 3.2 Hz                 |
| <b>Q.26</b> $\frac{1}{(2\pi)} \left[ \frac{k_1 k_2 (k_3 + k_4)}{\{(k_1 + k_2) \times (k_3 + k_4) + k_1 k_2\} m} \right]^{1/2}$ |                                       |                                    |

#### Exercise 2

##### Single Correct Choice Type

- |               |               |               |               |               |               |
|---------------|---------------|---------------|---------------|---------------|---------------|
| <b>Q.1</b> A  | <b>Q.2</b> C  | <b>Q.3</b> C  | <b>Q.4</b> D  | <b>Q.5</b> A  | <b>Q.6</b> C  |
| <b>Q.7</b> C  | <b>Q.8</b> B  | <b>Q.9</b> C  | <b>Q.10</b> B | <b>Q.11</b> B | <b>Q.12</b> C |
| <b>Q.13</b> A | <b>Q.14</b> B | <b>Q.15</b> C |               |               |               |

##### Previous Years' Questions

- |               |               |               |               |               |               |
|---------------|---------------|---------------|---------------|---------------|---------------|
| <b>Q.1</b> C  | <b>Q.2</b> B  | <b>Q.3</b> D  | <b>Q.4</b> B  | <b>Q.5</b> A  | <b>Q.6</b> B  |
| <b>Q.7</b> D  | <b>Q.8</b> A  | <b>Q.9</b> A  | <b>Q.10</b> A | <b>Q.11</b> A | <b>Q.12</b> A |
| <b>Q.13</b> D | <b>Q.14</b> C | <b>Q.15</b> D | <b>Q.16</b> A | <b>Q.17</b> B | <b>Q.18</b> D |
| <b>Q.19</b> B | <b>Q.20</b> C | <b>Q.21</b> C |               |               |               |

### JEE Advanced/Boards

#### Exercise 1

- |   |                                       |                 |
|---|---------------------------------------|-----------------|
| <b>Q.1</b> $1/\sqrt{3}$                                 | <b>Q.2</b> 2 m/s                      | <b>Q.3</b> 1.8a |
| <b>Q.4</b> $\frac{1}{2\pi} \sqrt{\frac{\beta}{\alpha}}$ | <b>Q.5</b> $x = 0.1 \sin(4t + \pi/4)$ |                 |

**Q.6**  $3\text{cm}$ ,  $x = 10 - 3\sin 5t$ ;  $\Delta E = 0.135\text{J}$

**Q.8**  $f = \frac{1}{\pi}$ ;  $E = 4\pi^2 \times 10^{-5}\text{J}$ ;  $v = 2\pi \times 10^{-2}\text{m/s}$

**Q.10** (a)  $0.4\text{ m}$ , (b)  $\frac{\pi}{5}\text{sec.}$ , (c)  $x = 0.2 - 0.4 \cos \omega t$

**Q.12**  $25\sqrt{2}\text{N}$

**Q.14**  $\frac{3\sqrt{5}A}{8} \tan^{-1}\left(\frac{1}{2}\right)$

**Q.16**  $\pi\sqrt{m/k} + 2\sqrt{2E/mg^2}$

**Q.18** (a)  $25\text{cm}$ , (b)  $3\pi/56\text{ seconds}$

**Q.20** (a)  $2\text{sec}$ , (b)  $T = \frac{2}{5^{1/4}}\text{sec}$

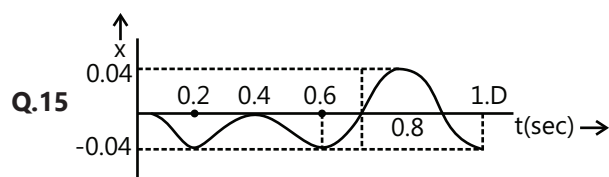
**Q.22**  $10\pi\text{Hz}$ ,  $\frac{5\sqrt{37}}{6}\text{cm}$

**Q.7** (a)  $k = \frac{2mg}{b-a}$ ; (c)  $\frac{ab}{b-a}$ , (b)  $\frac{1}{2\pi} \sqrt{\frac{2mg}{(b-a)(M+m)}}$

**Q.9**  $0.8t + 0.12 \sin 10t$

**Q.11** (i)  $x_0 = 2\text{m}$ ; (ii)  $T = \sqrt{2}\pi\text{sec.}$ ; (iii)  $2\sqrt{3}\text{ m}$

**Q.13** (a)  $\frac{\pi}{10}\text{sec}$ , (b)  $6\text{cm}$  (c)  $2.40\text{kgm/s}$ .



**Q.17**  $10\sqrt{6}\text{cm}$ ,  $\frac{1}{\pi} \sin^{-1}\left(\sqrt{\frac{2}{3}}\right) - \frac{1}{6}\text{sec}$

**Q.19**  $2\pi\sqrt{\frac{17L}{18g}}$

**Q.21**  $0.06\text{m}$

**Q.23**  $60\text{N}$ ,  $40\text{N}$       **Q.24** (a)  $\frac{1}{T} = \frac{1}{2\pi} \sqrt{\frac{g}{L}}$ , (b)  $\frac{L}{3}$

## Exercise 2

### Single Correct Choice Type

**Q.1** C

**Q.2** D

**Q.3** C

**Q.4** C

**Q.5** C

**Q.6** C

**Q.7** B

**Q.8** C

**Q.9** A

**Q.10** C

**Q.11** A

**Q.12** D

**Q.13** C

### Multiple Correct Choice Type

**Q.14** B, C, D

**Q.15** A, B, C

**Q.16** B, C

**Q.17** A, C

**Q.18** B, C, D

**Q.19** A, B, C

**Q.20** A, C

**Q.21** A, B

**Q.22** B, C, D

**Q.23** B, D

**Q.24** B, C

**Q.25** A, B, C, D

**Q.26** B, C, D

**Q.27** B, D

**Q.28** A, B, C

**Q.29** B, C

**Q.30** A, B, C

### Assertion Reasoning Type

**Q.31** D

**Q.32** C

**Q.33** A

**Q.34** D

**Q.35** A

### Comprehension Type

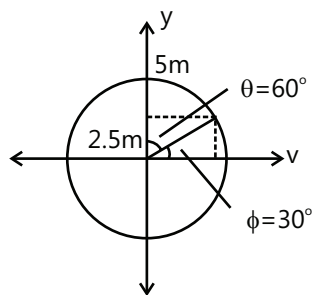
**Paragraph 1:**      **Q.36** D      **Q.37** C

**Paragraph 2:**      **Q.38** A      **Q.39** D      **Q.40** D

**Match the Columns****Q.41** B**Q.42** A  $\rightarrow$  p, s; B  $\rightarrow$  q, r, s; C  $\rightarrow$  s; D  $\rightarrow$  q**Previous Years' Questions****Q.1** C**Q.2** B**Q.3** D**Q.4** A**Q.5** A, D**Q.6** B, D**Q.7** A, B, D**Q.8** A  $\rightarrow$  p; B  $\rightarrow$  q, r; C  $\rightarrow$  p; D  $\rightarrow$  r, q**Q.9** A**Q.10** A, C**Q.11** A, B, D**Q.12** A, D**Solutions****JEE Main/Boards****Exercise 1****Sol 1:**  $y(t) = 10 \sin(20t + 0.5)$  $A = 10 \text{ m}$  $\omega = 20 \text{ rad./sec}$  $\phi = 0.5 \text{ radians}$ 

$$f = \frac{\omega}{2\pi} = \frac{20}{2\pi} = \frac{10}{\pi} \text{ hz}$$

$$T = \frac{1}{f} = \frac{\pi}{10} \text{ sec}$$

**Sol 2:**  $V = \omega \sqrt{A^2 - y^2}$ 

$$4 = \omega \sqrt{A^2 - 9}$$

$$3 = \omega \sqrt{A^2 - 16}$$

$$T = \frac{2\pi}{\omega} = 2\pi \sec \omega = 1 \text{ sec}$$

$$t = \frac{\theta}{360^\circ} \times T = \frac{60}{360^\circ} \times 2\pi \text{ sec}$$

$$t = \frac{\pi}{3} \text{ sec}$$

**Sol 3:**  $y = 0.4 \sin(440t + 0.61)$ 

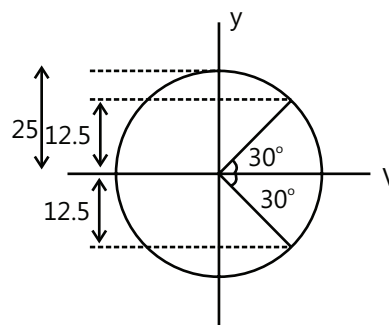
(i) Amplitude = 0.4 m

(ii)  $\omega = 440 \text{ rad./sec}$ 

$$(iii) f = \frac{\omega}{2\pi} = \frac{220}{\pi} \text{ hz}$$

$$(iv) T = \frac{1}{f} = \frac{2\pi}{\omega} = \frac{\pi}{220} \text{ sec}$$

(v) Initial phase = 0.61 radians

**Sol 4:**  $A = 25 \text{ cm}, T = 3 \text{ s}$ 

$$\Rightarrow t = \frac{60^\circ}{360^\circ} \times T = \frac{1}{2} \text{ sec.}$$

**Sol 5:** Amplitude = 0

$$\text{Total energy} = \frac{1}{2} K a^2$$

$$\text{Potential energy} = \frac{1}{2} K x^2$$

$$\frac{1}{2} K x^2 = \frac{1}{2} \times \frac{1}{2} K a^2 \Rightarrow x = \frac{a}{\sqrt{2}}$$

**Sol 6:**  $m = 8 \text{ kg}$ 

$$a = 30 \text{ cm}$$

$$k \times 0.3 = 60 \Rightarrow k = \frac{60}{0.3} = 200 \text{ N/m}$$

$$T = 2\pi \sqrt{\frac{m}{k}} \Rightarrow T = 2\pi \sqrt{\frac{8}{200}} = \frac{2\pi}{5} = 0.4\pi$$

$$(a) T = 0.4\pi \text{ sec.}$$

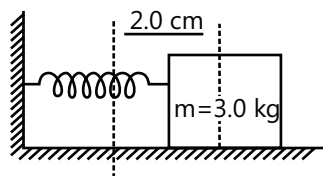
$$(b) a = \frac{-k}{m} x$$

$$a = \frac{-200}{84} \times 0.12 = 3 \text{ m/sec}^2$$

$$\text{P.E.} = \frac{1}{2} k x^2 = \frac{1}{2} \times 200 \times (0.12)^2 = 1.44 \text{ J}$$

$$\text{K.E.} = \frac{1}{2} k (A^2 - x^2)$$

$$= 100 \times (0.09 - 0.0144) = 7.56 \text{ J}$$

**Sol 7:**  $k = 1200 \text{ Nm}^{-1}$ 

$$(a) \omega = \sqrt{\frac{k}{m}} = \sqrt{\frac{1200}{3}} = 20 \text{ rad/s.}$$

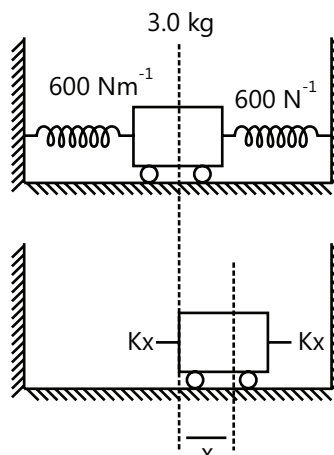
$$v = \omega \sqrt{A^2 - x^2} = 20 \frac{\sqrt{4 - 1}}{100} = \frac{\sqrt{3}}{5}$$

$$v = 0.35 \text{ m/s}$$

$$(b) \text{P.E.} = \frac{1}{2} k x^2 = \frac{1}{2} \times 1200 \times \left(\frac{1}{100}\right)^2$$

$$= 600 \times \frac{1}{100 \times 100}$$

$$\text{P.E.} = 0.06 \text{ J}$$

**Sol 8:**

$$k_{\text{eq}} = 2k = 1200 \text{ Nm}^{-1}$$

$$\text{Total energy stored} = \frac{1}{2} k A^2$$

$$= \frac{1}{2} \times 1200 \times \left(\frac{1}{2}\right)^2 = 1.5 \text{ Joules.}$$

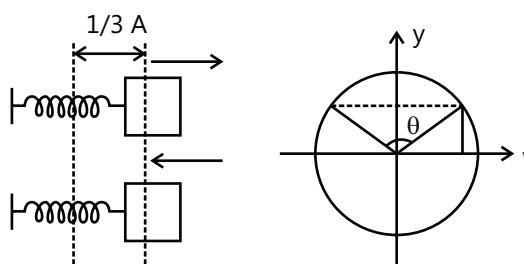
$$\text{Sol 9: } T = 2\pi \sqrt{\frac{\ell}{g}}; T \propto \ell^{1/2}$$

$$\ell \rightarrow 0.998 \text{ l}$$

$$\ell \rightarrow (0.998)^{1/2} T$$

$$T \rightarrow 0.999 T$$

$$\text{Error in a day} = 0.001 \times (60 \times 60 \times 24) = 86.4 \text{ sec}$$

**Sol 10:**

$$\text{Phase Difference} = \theta = 2 \cos^{-1} (1/3) = 141.05^\circ$$

**Sol 11:** Elevator moving up

$$\text{Frequency of seconds pendulum} = f_0 = 0.5 \text{ Hz}$$

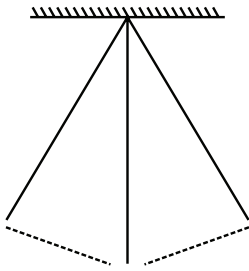
$$g_{\text{eff}} = g + \frac{g}{2} = \frac{3}{2} g$$

$$f = \frac{1}{2\pi} \sqrt{\frac{g_{\text{eff}}}{\ell}} = \sqrt{\frac{3}{2}} f_0 = \sqrt{\frac{3}{2}} \times 0.5 \text{ Hz}; f = 0.61 \text{ Hz}$$

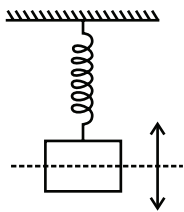


**Sol 12:** Periodic motion: A motion which repeats itself after equal intervals of time is called periodic motion

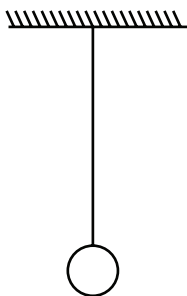
eg; motion of a pendulum



Oscillatory motion: A body is said to possess oscillatory or vibratory motion if it moves back and forth repeatedly about a mean position. For an oscillatory motion, a restoring force is required.



**Sol 13:** Simple Pendulum: A simple pendulum is a weight suspended from a pivot so that it can swing freely.



$$\text{Time period} = 2\pi \sqrt{\frac{\ell}{g}}$$

$\ell \rightarrow$  length of pendulum

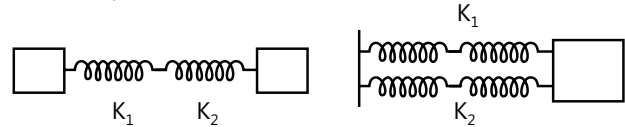
$g \rightarrow$  acceleration due to gravity

$$\text{Frequency} = f = \frac{1}{2\pi} \sqrt{\frac{g}{\ell}}$$

**Sol 14:** Refer spring mass system and ex.3

**Sol 15:** Spring factory: It is a measure of the stiffness of a spring

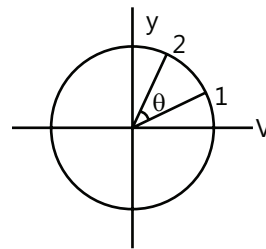
Service:-parallel :



$$k = \frac{k_1 k_2}{k_1 + k_2} \quad k = k_1 + k_2$$

**Sol 16:** Phase: Phase of a vibrating particle at any instant is the state of the vibrating particle regarding its displacement and direction of vibration at that particular instant. It is denoted by  $\phi$ .

Phase difference is the difference in phases of two vibrating particles at a given time.



Particle 1 lags in phase by  $\theta$ .

$$\text{i.e. } \phi_2 - \phi_1 = \theta$$

Angular frequency:- It is frequency  $f$  multiplied by a numerical quantity  $\omega$ . It is denoted by  $\omega$ .

$$\omega = 2\pi f = \frac{2\pi}{T}$$

$f \rightarrow$  frequency

$T \rightarrow$  Time period

Displacement in periodic motion: It is the displacement from the mean/equilibrium position.

$$\text{Sol 17: } a = -\frac{d^2x}{dt^2} = -\omega^2 x$$

$$a = -\omega^2 x \omega = \frac{2\pi}{T}$$

$$a = -\frac{4\pi^2 x}{T^2} \quad x \rightarrow \text{displacement}$$

$T \rightarrow$  time period

$$v = \omega \sqrt{A^2 - x^2} \quad v \rightarrow \text{velocity}$$

$A \rightarrow$  Amplitude

$x \rightarrow$  Displacement

**Sol 18:** Figure (a) Initial phase =  $\phi = 60^\circ = \frac{\pi}{3}$

$$y = 2 \sin(\omega t + \phi)$$

$$y = 2 \sin\left(\frac{2\pi}{3}t + \frac{\pi}{3}\right)$$

$$\omega = \frac{2\pi}{T} = \frac{2\pi}{3}$$

Figure (b) initial phase =  $\phi = \frac{\pi}{2}$

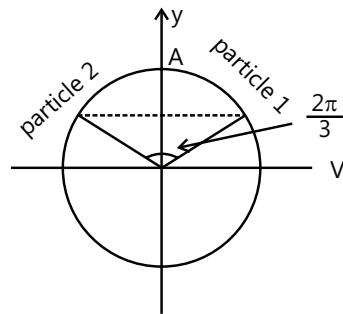
$$A = 3 \text{ cm}$$

$$\omega = \frac{2\pi}{60} = \frac{\pi}{30}$$

$$y = A \sin(\omega t + \phi)$$

$$y = 3 \sin\left(\frac{\pi t}{30} + \frac{\pi}{2}\right) \text{ cm}$$

**Sol 19:**



$$\phi = \frac{2\pi}{3}$$

**Sol 20:**  $x = 6 \cos(3\pi t + \pi/3)$  metres

(a)  $A = 6\text{m}$

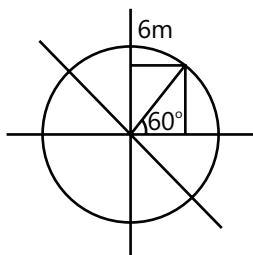
(b)  $V = \omega \sqrt{A^2 - x^2}$

$$\omega = 3\pi$$

$$T = \frac{2\pi}{\omega} = 2/3 \text{ sec.}$$

At  $t = 2\text{s}$  particle will complete 3 oscillations

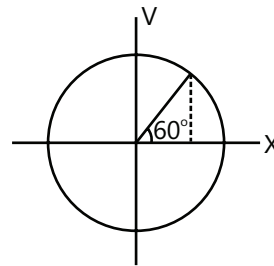
So the position will be same as at  $t = 0 \text{ s}$ .



$$x = 6 \sin(3\pi t + 5\pi/6)$$

$$x = 6 \cos 60^\circ = 6 \sin 30^\circ$$

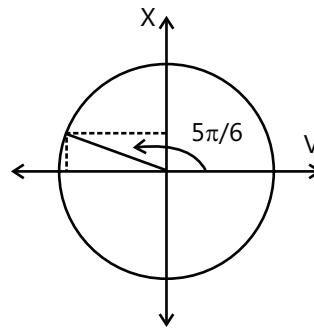
$$x = 3\text{cm}$$



$$v = \omega \sqrt{A^2 - x^2} = 3\pi \sqrt{36 - 9}$$

$$v = 6\sqrt{3}\pi$$

$$v = -48.97 \text{ ms}^{-1}$$



**Sol 21:**  $T = 20 \text{ s}$   $V = 5 \text{ ms}^{-1}$

$$\Rightarrow \theta = \frac{2}{20} \times 360^\circ \Rightarrow \theta = 36^\circ$$

$$5 = A\omega \cos 36^\circ$$

$$\omega = \frac{2\pi}{20} = \frac{\pi}{10}$$

$$5 = A \frac{\pi}{10} \cos 36^\circ$$

$$A = \frac{50}{\pi \cos 36^\circ} = 19.68 \text{ m}$$

Amplitude of SHM = 19.68 m

**Sol 22:**  $x = 1\text{m}$   $v = 3 \text{ ms}^{-1}$

$$x = 2\text{m}$$

$$v = 3 = \omega \sqrt{A^2 - 1}$$

$$3 = \omega \sqrt{A^2 - 1}$$

$$2 = \omega \sqrt{A^2 - 4}$$

$$\Rightarrow \frac{9}{4} = \frac{A^2 - 1}{A^2 - 4} \Rightarrow 9A^2 - 36 = 4A^2 - 4$$

$$\Rightarrow 5A^2 = 32 \Rightarrow A = \sqrt{\frac{32}{5}} = \sqrt{6.4}$$

$$\Rightarrow A = 2.53 \text{ m}$$

$$3 = \omega \sqrt{6.4 - 1}$$

$$\omega = \frac{3}{\sqrt{5.4}} = 1.29 \text{ rad/s}$$

$$\text{Period of motion: } T = \frac{2\pi}{\omega} = 4.86 \text{ s}$$

$$\text{Length of path} = 2A = 5.06 \text{ m}$$

**Sol 23:**  $A = 4 \text{ cm}$

$$v_{\max} = A\omega$$

$$v = \frac{v_{\max}}{2} = \frac{A\omega}{2} = \omega \sqrt{A^2 - x^2}$$

$$A^2 - x^2 = \frac{A^2}{4}$$

$$x = \frac{\sqrt{3}}{2} A$$

$$x = \frac{\sqrt{3}}{2} \times 4 = 2\sqrt{3} = 3.464 \text{ cm}$$

$$\text{P.E.} = \text{K.E.}$$

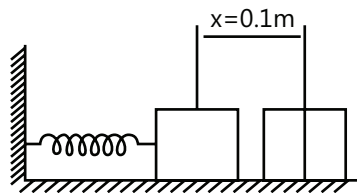
$$\Rightarrow \text{P.E.} = \frac{1}{2} \times \frac{1}{2} kA^2$$

$$\frac{1}{2} kx^2 = \frac{1}{4} kA^2$$

$$x = 2\sqrt{2} = 2.828 \text{ m}$$

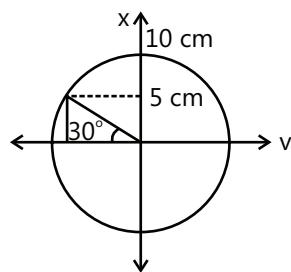
**Sol 24:**  $k = 50 \text{ Nm}^{-1}$

$$m = 1 \text{ kg}$$



$$\omega^2 = \frac{k}{m} = \frac{50}{1} = 50$$

$$\omega = 5\sqrt{2} \text{ rad/s}$$



$$v = -A\omega \cos 30^\circ$$

$$v = \frac{10}{100} \times 5\sqrt{2} \times \frac{\sqrt{3}}{2}; \quad v = \sqrt{\frac{3}{2}}$$

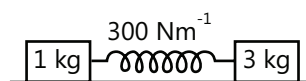
$$v = 0.61 \text{ ms}^{-1}$$

$$\text{K.E.} = \frac{1}{2} \times m \times v^2 = \frac{1}{2} \times 1 \times \frac{3}{8} = 0.1875 \text{ J}$$

$$\text{P.E.} = \frac{1}{2} \times 50 \times (0.05)^2 = 0.0625 \text{ J}$$

$$\text{Total energy} = \frac{1}{2} \times 50 \times (0.1)^2 = 0.25 \text{ J}$$

**Sol 25:**



For two mass system.

We take effective mass instead of mass to calculate frequency.

$$\mu = \frac{m_1 m_2}{m_1 + m_2} = \frac{1 \times 3}{1 + 3} = \frac{3}{4} \text{ kg}$$

$$\omega^2 = \frac{k}{\mu} = \frac{300}{3/4} = 400$$

$$\omega = 20 \text{ rad/sec.}$$

$$f = \frac{10}{\pi} \text{ Hz} \cong 3.2 \text{ Hz}$$

**Sol 26:**  $k_{34} = k_3 + k_4$

$$\frac{1}{k_{1234}} = \frac{1}{k_1} + \frac{1}{k_2} + \frac{1}{k_{34}}$$

$$= \frac{1}{k_1} + \frac{1}{k_2} + \frac{1}{(k_3 + k_4)}$$

$$= \frac{k_2(k_3 + k_4) + k_1(k_3 + k_4) + k_1 k_2}{k_1 k_2 (k_3 + k_4)}$$

$$\frac{1}{k_{1234}} = \frac{(k_1 + k_2)(k_3 + k_4) + k_1 k_2}{k_1 k_2 (k_3 + k_4)}$$

$$\omega = \left( \frac{k_{1234}}{m} \right)^{1/2}$$

$$f = \frac{1}{2\pi} \left( \frac{k_{1234}}{m} \right)^{1/2}$$

$$f = \frac{1}{2\pi} \left( \frac{k_1 k_2 (k_3 + k_4)}{(k_1 + k_2)(k_3 + k_4) + (k_1 k_2)m} \right)^{1/2}$$

## Exercise 2

### Single Correct Choice Type

**Sol 1: (A)**  $y = 5 \sin(\pi t + 4\pi)$

$$A = 5 \text{ T} = \frac{2\pi}{\omega} = \frac{2\pi}{\pi} = 2 \text{ sec}$$

$$A = 5; \text{ T} = 2 \text{ sec}$$

**Sol 2: (C)**  $a_{\max} = A\omega^2$

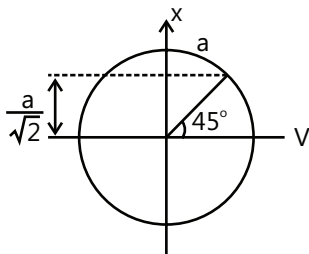
$$v_{\max} = A\omega$$

Double  $\omega$ ; half the amplitude

**Sol 3: (C)**  $A = \frac{0.8}{2} = 0.4 \text{ m}$

$$f = \frac{30}{60} = \frac{1}{2} \text{ hz} \quad \text{T} = 2 \text{ sec}$$

**Sol 4: (D)**



**Sol 5: (A)**  $2\pi t + \frac{\pi}{3} = \pi$

$$2\pi t = \frac{2\pi}{3}$$

$$t = 1/3 \text{ sec}$$

**Sol 6: (C)**  $T = 1.2 \text{ sec}$

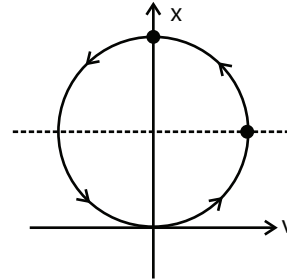
$$A = 8 \text{ cm}$$

$$\theta = \cos^{-1} \frac{5}{8}; \quad \theta = 51.31^\circ$$

$$t = \frac{\theta}{360} \times 1.2; \quad t = 0.17 \text{ sec}$$

**Sol 7: (C)**  $x = A + a \sin \omega t$

$$t = \frac{5}{4} T$$



$$\text{Distance in one rev.} = 4A$$

$$\text{Total distance covered} = 4A + A = 5A$$

**Sol 8: (B)**  $k_1 = \frac{k \times k}{k + k} = \frac{k}{2}$

$$k_2 = k + k = 2k$$

$$t \propto k^{1/2} \quad \frac{T_1}{T_2} = \sqrt{\frac{k_2}{k_1}} = 2$$

**Sol 9: (C)**  $y_1 = \sin \left( \omega t + \frac{\pi}{3} \right) \quad y_2 = \sin \omega t$

$$y_1 + y_2 = 2 \sin \left( \omega t + \frac{\pi}{6} \right) \cos \frac{\pi}{6}$$

$$= \sqrt{3} \sin \left( \omega t + \frac{\pi}{6} \right)$$

**Sol 10: (B)**  $y = A \sin \omega t + A \cos \omega t$

$$= 2A \left( \sin \omega t + \sin \left( \frac{\pi}{2} + \omega t \right) \right)$$

$$= 2A \sin \left( \omega t + \frac{\pi}{4} \right) \sin \left( \frac{\pi}{4} \right) = \sqrt{2} A \sin \left( \omega t + \frac{\pi}{4} \right)$$

$$\text{T.E.} = \frac{1}{2} \times m\omega^2 \times (\sqrt{2}A)^2$$

$$\text{T.E.} = m\omega^2 A^2$$

**Sol 11: (B)**  $\frac{1}{2} kA^2 = \frac{1}{2} mv^2 \Rightarrow A = \sqrt{\frac{mv^2}{k}}$

**Sol 12: (C)** Amplitude does not depend on frame of reference.

**Sol 13: (A)**  $s = ut + \frac{1}{2} at^2 \Rightarrow -a = 0 + \frac{1}{2} \times (-5) \times t^2$

$$t = \sqrt{\frac{2a}{5}}$$

$$T = 4t = 4\sqrt{\frac{2a}{5}}$$

**Sol 14: (B)**  $\frac{1}{2} kA^2 \left(1 - \frac{3}{4}\right) = \frac{1}{2} mv^2$

$$\Rightarrow v = \left(\frac{k}{m}\right)^{1/2} \frac{A}{2}$$

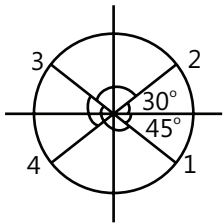
$$\Rightarrow v^1 = \left(\frac{k}{m}\right)^{1/2} \frac{A}{4}, \omega_2 = \frac{\omega_1}{\sqrt{2}}$$

$$\text{T.E.} = \frac{3}{8} kA^2 + \frac{2m}{2} \left(\frac{k}{m}\right) \frac{A^2}{16} = \frac{7}{16} kA^2$$

$$\Rightarrow \frac{7}{16} kA^2 = \frac{1}{2} kA'^2$$

$$A' = \sqrt{\frac{7}{8}} A$$

**Sol 15: (C)**



$$\theta_{24} = 195^\circ$$

$$\theta_{12} = 75^\circ$$

$$\theta_{31} = 165^\circ$$

## Previous Years' Questions

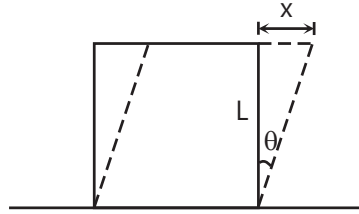
**Sol 1: (C)** In SHM frequency with which kinetic energy oscillation is two times the frequency of oscillation of displacement.

**Sol 2: (B)**  $(v_M)_{\max} = (v_N)_{\max}$

$$\therefore \omega_M A_M = \omega_N A_N$$

$$\text{or } \frac{A_M}{A_N} = \frac{\omega_N}{\omega_M} = \sqrt{\frac{k_2}{k_1}} \left( \because \omega = \sqrt{\frac{k}{m}} \right)$$

**Sol 3: (D)**



Modulus of rigidity,  $\eta = F/A\theta$

Here,  $A = L^2$  and  $\theta = \frac{x}{L}$

Therefore, restoring force is

$$F = -\eta A\theta = -\eta Lx$$

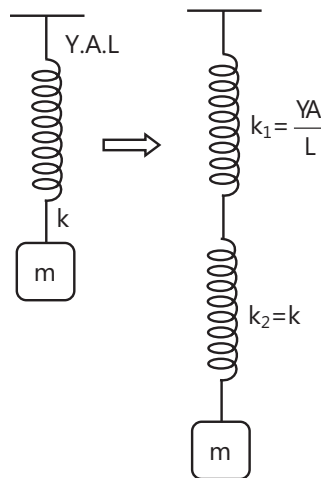
Or acceleration,  $a = \frac{F}{M} = -\frac{\eta L}{M} x$

Since,  $a \propto -x$ , oscillations are simple harmonic in nature, time period of which is given by

$$T = 2\pi \sqrt{\left| \frac{\text{displacement}}{\text{acceleration}} \right|} = 2\pi \sqrt{\left| \frac{x}{a} \right|}$$

$$= 2\pi \sqrt{\frac{M}{\eta L}}$$

**Sol 4: (B)**  $Ke\theta = \frac{k_1 k_2}{k_1 + k_2} = \frac{\frac{YA}{L}}{\frac{YA}{L} + k} = \frac{YAk}{YA + Lk}$



$$\therefore T = 2\pi \sqrt{\frac{m}{k_{eq}}} = 2\pi \sqrt{\frac{m(YA + Lk)}{YAk}}$$

Note Equivalent force constant for a wire is given by  $k = \frac{AY}{L}$ . Because in case of a wire,  $F = \left(\frac{AY}{L}\right)\Delta L$  and in case of spring  $F = k\Delta x$ . Comparing these two, we find  $k$  of wire =  $\frac{AY}{L}$

**Sol 5: (A)**  $U(x) = k|x|^3$

$$\therefore [k] = \frac{[U]}{[x^3]} = \frac{[ML^2T^{-2}]}{[L^3]} = [ML^{-1}T^{-2}]$$

Now, time period may depend on

$$T \propto (\text{mass})^x (\text{amplitude})^y (k)^z$$

$$[M^0L^0T] = [M]^x [L]^y [ML^{-1}T^{-2}]^z = [M^{x+z}L^{y-2z}T^{-2z}]$$

Equating the powers, we get

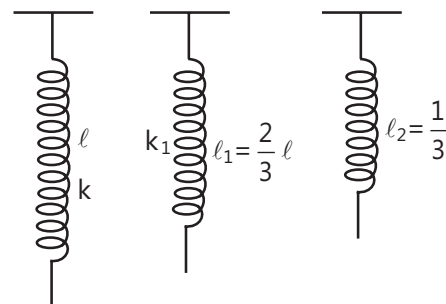
$$-2z = 1 \text{ or } z = -1/2$$

$$y - z = 0 \text{ or } y = z = -1/2$$

$$\text{Hence, } T \propto (\text{amplitude})^{-1/2} \propto (a)^{-1/2}$$

$$\text{or } T \propto \frac{1}{\sqrt{a}}$$

**Sol 6: (B)**



$$\lambda_1 = 2\lambda_2$$

$$\therefore \lambda_1 = \frac{2}{3}l$$

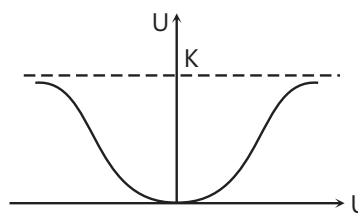
$$\text{Force constant } k \propto \frac{1}{\text{length of spring}}$$

$$\therefore k_1 = \frac{3}{2}k$$

**Sol 7: (D)**  $U(x) = k(1 - e^{-x^2})$

It is an exponentially increasing graph of potential energy ( $U$ ) with  $x^2$ . Therefore,  $U$  versus  $x$  graph will be as shown. At origin.

Potential energy  $U$  is minimum (therefore, kinetic energy will be maximum) and force acting on the particle is zero because.



$$F = \frac{-dU}{dx} = -(\text{slope of } U\text{-}x \text{ graph}) = 0.$$

Therefore, origin is the stable equilibrium position. Hence, particle will oscillate simple harmonically about  $x = 0$  for small displacement. Therefore, correct option is (d).

(a), (b) and (c) options are wrong due to following reasons.

(a) At equilibrium position  $F = \frac{-dU}{dx} = 0$  i.e., slope of  $U\text{-}x$  graph should be zero and from the graph we can see that slope is zero at  $x = 0$  and  $x = \pm\infty$

Now among these equilibriums stable equilibrium position is that where  $U$  is minimum (Here  $x=0$ ). Unstable equilibrium position is that where  $U$  is maximum (Here none).

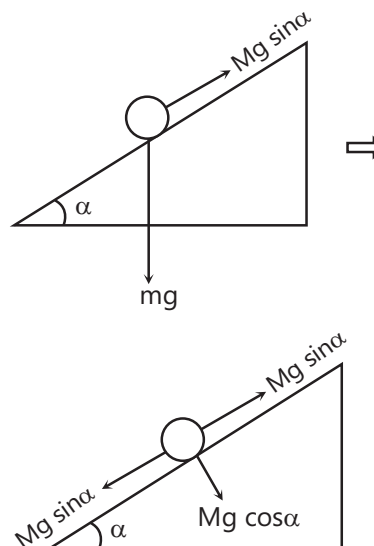
Neutral equilibrium position is that where  $U$  is constant (Here  $x = \pm\infty$ )

Therefore, option (a) is wrong.

(b) For any finite non-zero value of  $x$ , force is directed towards the origin because origin is in stable equilibrium position. Therefore, option (b) is incorrect.

(c) At origin, potential energy is minimum, hence kinetic energy will be maximum. Therefore, option (c) is also wrong.

**Sol 8: (A)** Free body diagram of bob of the pendulum with respect to the accelerating frame of reference is as follows



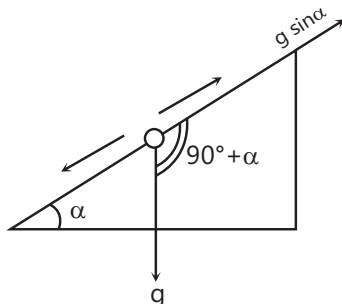
$\therefore$  Net force on the bob is  $F_{\text{net}} = mg \cos \alpha$

or Net acceleration of the bob is  $g_{\text{eff}} = g \cos \alpha$

$$T = 2\pi \sqrt{\frac{L}{g_{\text{eff}}}}$$

$$\text{or } T = 2\pi \sqrt{\frac{L}{g \cos \alpha}}$$

Note: Whenever point of suspension is accelerating



$$\text{Take } T = 2\pi \sqrt{\frac{L}{g_{\text{eff}}}}$$

$$\text{Where } \vec{g}_{\text{eff}} = \vec{g} - \vec{a}$$

$\vec{a}$  = acceleration of point of suspension.

In this question  $\vec{a} = g \sin \alpha$  (down the plane)

$$\begin{aligned} \therefore |\vec{g} - \vec{a}| &= g_{\text{eff}} \\ &= \sqrt{g^2 + (g \sin \alpha)^2 + 2(g)(g \sin \alpha) \cos(90^\circ + \alpha)} \\ &= g \cos \alpha \end{aligned}$$

**Sol 9: (A)** In SHM, velocity of particle also oscillates simple harmonically. Speed is more near the mean position and less near the extreme positions. Therefore, the time taken for the particle to go from O to A/2 will be less than the time taken to go it from A/2 to A, or  $T_1 < T_2$

**Note** From the equation of SHM we can show that

$$t_1 = T_{0 \rightarrow A/2} = T/12$$

$$\text{and } t_2 = T_{A/2 \rightarrow A} = T/6$$

$$\text{So, that } t_1 = t_2 = T_{0 \rightarrow A} = T/4$$

**Sol 10: (A)** Potential energy is minimum (in this case zero) at mean position ( $x = 0$ ) and maximum at extreme positions ( $x = \pm A$ ).

At time  $t = 0$ ,  $x = A$ . Hence, PE should be maximum. Further in graph III, PE is minimum at  $x = 0$ . Hence, this is also correct.

**Sol 11: (A)** Angular frequency of the system,

$$\omega = \sqrt{\frac{k}{m+m}} = \sqrt{\frac{k}{2m}}$$

Maximum acceleration of the system will be,  $\omega^2 A$  or  $\frac{kA}{2m}$

This acceleration to the lower block is provided by friction.

$$\text{Hence, } f_{\text{max}} = m a_{\text{max}}$$

$$= m \omega^2 A = m \left( \frac{kA}{2m} \right) = \frac{kA}{2}$$

**Sol 12: (A)**  $y = kt^2$

$$\frac{d^2 y}{dt^2} = 2k \text{ or } a_y = 2m/s^2 (\text{as } k = 1 \text{ m/s}^2)$$

$$T_1 = 2\pi \sqrt{\frac{\ell}{g}} \text{ and } T_2 = 2\pi \sqrt{\frac{\ell}{g+a_y}}$$

$$\therefore \frac{T_1^2}{T_2^2} = \frac{g+a_y}{g} = \frac{10+2}{10} = \frac{6}{5}$$

$$\textbf{Sol 13: (D)} \quad T = 8s, \quad \omega = \frac{2\pi}{T} = \left( \frac{\pi}{4} \right) \text{ rad s}^{-1}$$

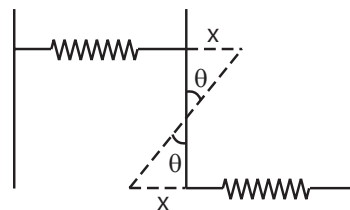
$$x = A \sin \omega t$$

$$\therefore a = -\omega^2 x = -\left( \frac{\pi^2}{16} \right) \sin \left( \frac{\pi}{4} t \right)$$

Substituting  $t = \frac{4}{3} s$ , we get

$$a = -\left( \frac{\sqrt{3}}{32} \pi^2 \right) \text{ cms}^{-2}$$

**Sol 14: (C)**



$$x = \frac{L}{2} \theta$$



$$\text{Restoring torque} = -(2kx) \cdot \frac{L}{2}$$

$$\alpha = -\frac{kL(L/2\theta)}{I} = -\left[\frac{kL^2/2}{ML^2/12}\right]\theta = -\left(\frac{6k}{M}\right)\theta$$

$$\therefore f = \frac{1}{2\pi} \sqrt{\frac{\alpha}{\theta}} = \frac{1}{2\pi} \sqrt{\frac{6k}{M}}$$

**Sol 15: (D)**  $x_1 + x_2 = A$  and  $k_1 x_1 = k_2 x_2$

$$\text{or } \frac{x_1}{x_2} = \frac{k_2}{k_1}$$

Solving these equations, we get

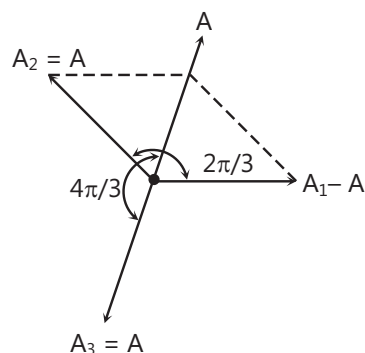
$$x_1 = \left(\frac{k_2}{k_1 + k_2}\right)A$$

**Sol 16: (A)** Frequency or time period of SHM depends on variable forces. It does not depend on constant external force. Constant external force can only change the mean position. For example, in the given question mean position is at natural length of spring in the absence of electric field. Whereas in the presence of electric field mean position will be obtained after a compression of  $x_0$ . Where  $x_0$  is given by

$$Kx_0 = QE$$

$$\text{or } x_0 = \frac{QE}{K}$$

**Sol 17: (B)**



Resultant amplitude of  $x_1$  and  $x_2$  is  $A$  at angle  $\left(\frac{\pi}{3}\right)$  from  $A_1$ . To make resultant of  $x_1$ ,  $x_2$  and  $x_3$  to be zero,  $A_3$  should be equal to  $A$  at angle  $\phi = \frac{4\pi}{3}$  as shown in figure.

**Alternate solution:** If we substitute,  $x_1 + x_2 + x_3 = 0$

$$\text{or } A \sin \omega t + A \sin\left(\omega t + \frac{2\pi}{3}\right) + B \sin(\omega t + \phi)$$

Then by applying simple mathematics we can prove that

$$B = A \text{ and } \phi = \frac{4\pi}{3}.$$

**Sol 18: (D)** As retardation  $= bv$

$$\therefore \text{Retarding force} = mbv$$

$\therefore$  Net restoring torque when angular displacement is  $\theta$  is given by

$$= -mg \ell \sin \theta + mbv \ell$$

$$\therefore I \alpha = -mg \ell \sin \theta + mbv \ell$$

$$\text{Where, } I = m \ell^2$$

$$\therefore \frac{d^2 \theta}{dt^2} = \alpha = -\frac{g}{\ell} \sin \theta + \frac{bv}{\ell}$$

for small damping, the solution of the above differential equation will be

$$\therefore \theta = \theta_0 e^{-\frac{bt}{2}} \sin(\omega t + \phi)$$

$$\therefore \text{Angular amplitude will be} = \theta_0 e^{-\frac{bt}{2}}$$

According to question, in  $\tau$  time (average life-time),

Angular amplitude drops to  $\frac{1}{e}$  value of its original value ( $\theta$ )

$$\therefore \frac{\theta_0}{e} = \theta_0 e^{-\frac{6\tau}{2}} \Rightarrow \frac{6\tau}{2} = 1$$

$$\therefore \tau = \frac{2}{b}$$

**Sol 19: (B)**  $A = A_0 e^{-kt}$

$$\Rightarrow 0.9 A_0 = A_0 e^{-5k}$$

$$\text{and } \alpha A_0 = A_0 e^{-15k}$$

$$\text{Solving } \Rightarrow \alpha = 0.729$$

At mean position, K.E. is maximum where as P.E. is minimum.

$$\text{Sol 20: (C)} \quad 3\omega \sqrt{A^2 - \left(\frac{2A}{3}\right)^2} = \omega \sqrt{A_1^2 - \left(\frac{2A}{3}\right)^2}$$

$$\therefore A_1 = \frac{7A}{3}$$

**Sol 21: (C)**  $v = \omega \sqrt{A^2 - \left(\frac{2A}{3}\right)^2}$

$$v = \sqrt{5} \frac{A\omega}{3}$$

$$v_{\text{new}} = 3v = \sqrt{5} A\omega$$

So the new amplitude is given by

$$v_{\text{new}} = \omega \sqrt{A_{\text{new}}^2 - x^2} \Rightarrow \sqrt{5} A\omega = \omega \sqrt{A_{\text{new}}^2 - \left(\frac{2A}{3}\right)^2}$$

$$A_{\text{new}} = \frac{7A}{3}$$

## JEE Advanced/Boards

### Exercise 1

**Sol 1:**  $T \propto \frac{1}{k^{1/2}}$  ;  $T = 2\pi \sqrt{\frac{m}{k}}$

$$k_1 = 4k ; k_2 = \frac{4k}{3}$$

$$\text{By } k_1 \lambda_1 = k_2 \lambda_2 = kl$$

$$T_1 = \frac{T}{2} ; T_2 = \frac{T\sqrt{3}}{2}$$

$$\frac{T_1}{T_2} = \frac{1}{\sqrt{3}}$$

**Sol 2:**  $x = 0.2 \cos 5\pi t$

$$\text{velocity} = \frac{dx}{dt} = -\pi \sin 5\pi t$$

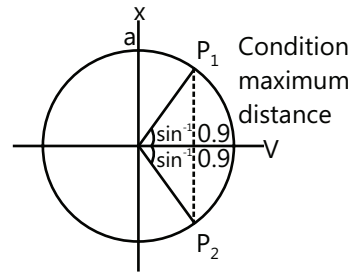
$$\text{speed} = \pi |\sin 5\pi t|$$

$$v_{\text{avg}} = \frac{\pi \int_0^{0.7} |\sin 5\pi t| dt}{0.7}$$

$$= \frac{\pi}{0.7} \times 7 \times \int_0^{0.1} \sin 5\pi t dt = \frac{10\pi}{5\pi} [-\cos 5\pi t]_0^{0.1}$$

$$v_{\text{avg}} = 2 \text{ m/s}$$

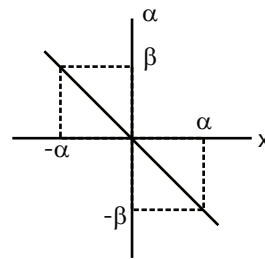
**Sol 3:**  $\phi = 2 \sin^{-1}(0.9)$



$$P_1 P_2 \parallel y\text{-axis}$$

$$\text{Max. Distance} = 1.8 a$$

**Sol 4:**



$$a = -\omega^2 x$$

$$-\omega^2 = \frac{\beta}{\alpha} = \text{slope of } a\text{-}x \text{ graph}$$

$$\omega = \sqrt{\frac{\beta}{\alpha}}$$

$$\text{Frequency} = \frac{\omega}{2\pi} = \frac{1}{2\pi} \sqrt{\frac{\beta}{\alpha}}$$

**Sol 5:**  $m = 0.1 \text{ kg}$

$$A = 0.1 \text{ m}$$

$$\frac{1}{2} \times m v_{\text{max}}^2 = 8 \times 10^{-3} \text{ J}$$

$$0.1 \times v_{\text{max}}^2 = 16 \times 10^{-3} \Rightarrow v_{\text{max}} = 0.4 \text{ m/s}$$

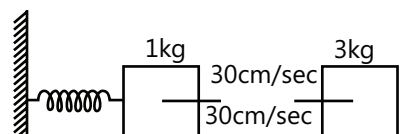
$$A\omega = 0.4$$

$$0.1 \times \omega = 0.4 \Rightarrow \omega = 4$$

$$x = A \sin(\omega t + \phi)$$

$$x = 0.1 \sin(4t + \pi/4)$$

**Sol 6:** (i)



$$x = 10 + 3 \sin 10 t$$

At  $t = 0$  s block 1 is at equilibrium position.

$$v_1 = A\omega = 3 \times 10 = 30 \text{ cm/s}$$

$$v_2 = 30 \text{ cm/s}$$

Conservation of momentum

$$m_1 v_1 + m_2 v_2 = (m_1 + m_2) v$$

$$-1 \times 30 + 3 \times 30 = 4 \times v$$

$$v = 15 \text{ cm/s}$$

Final velocity is in opposite direction of initial velocity of block 1. This causes a phase change of  $\pi$ .

$$\omega \propto m^{-1/2}$$

$$\omega' = 5 \text{ rad/s}$$

$$A'\omega' = 15; A' = 3 \text{ cm}$$

New amplitude = 3 cm

(ii) New equation

$$x = 10 + 3 \sin (5t + \pi)$$

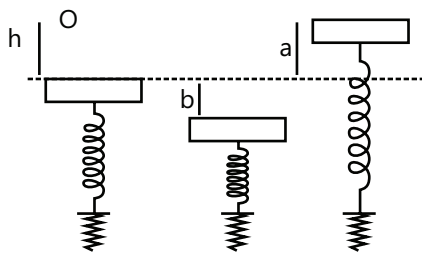
(iii) Loss of energy

$$= \left( \frac{1}{2} \times 1 \times 30^2 + \frac{1}{2} \times 3 \times 30^2 - \frac{1}{2} \times 4 \times 15^2 \right) \times 10^{-4} \text{ J}$$

$$= \frac{1}{2} (900 + 2700 - 900) \times 10^{-4} \text{ J} = 1350 \times 10^{-4} \text{ J}$$

$$\Delta E_{\text{loss}} = 0.1350 \text{ J}$$

**Sol 7:**



$$(a) mgh + \frac{1}{2} k \left( \frac{Mg}{k} \right)^2$$

$$= \frac{1}{2} k \left( \frac{Mg}{k} + b \right)^2 - (M + m) gb$$

$$= \frac{1}{2} k \left( \frac{Mg}{k} - a \right)^2 + (M + m) ga$$

Equalising energies in 3 states

$$\frac{1}{2} k \left( \frac{Mg}{k} + b \right)^2 - (M + m) gb$$

$$= \frac{1}{2} k \left( \frac{Mg}{k} - a \right)^2 + (M + m) ga$$

$$k \left( \frac{2mg}{k} (b + a) + b^2 - a^2 \right) = 2 (M + m) g (a + b)$$

$$2Mg (b + a) + k (b^2 - a^2) = 2 (M + m) g (a + b) \quad k = \frac{2mg}{b - a}$$

$$\text{Constant of force of spring} = \frac{2mg}{b - a}$$

$$(b) \omega = \sqrt{\frac{k}{(M + m)}} = \sqrt{\frac{2mg}{(M + m)(b - a)}}$$

$$f = \frac{1}{2\pi} \sqrt{\frac{2mg}{(M + m)(b - a)}}$$

$$(c) mgh = \frac{1}{2} k \left[ \left( \frac{Mg}{k} - a \right)^2 - \left( \frac{Mg}{k} \right)^2 \right] + (M + m) ga$$

$$mgh = -\frac{1}{2} k \left[ a \times \left( \frac{2Mg}{k} - a \right) \right] + (M + m) ga$$

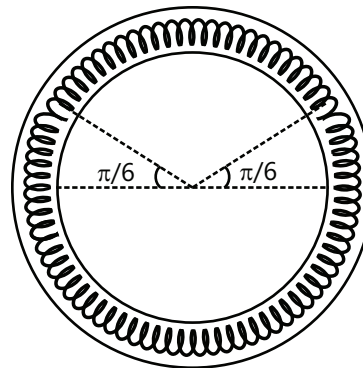
$$mgh = \frac{-ka}{2} \left( \frac{2mg}{k} - a \right) + (M + m) ga$$

$$mgh = -Mga + \frac{ka^2}{2} + (M + m) ga$$

$$mgh = mga + \frac{2mga^2}{(b - a)2}$$

$$h = a + \frac{a^2}{(b - a)} = \frac{ab}{b - a}$$

**Sol 8:**



(a) Frequency

Displace by  $d\theta$

$$\Delta x = 2Rd\theta$$

$$d\alpha = -2 \frac{k}{m} \times \frac{2Rd\theta}{R}$$

$$d\alpha = -\omega^2 d\theta$$

$$\omega^2 = \frac{4k}{m} \quad \omega = 2\sqrt{\frac{k}{m}} = 2$$

$$f = \frac{2}{2\pi} = \frac{1}{\pi}$$

$$(b) \text{ Total energy} = 2 \times \frac{1}{2} k \left( R \frac{\pi}{3} \right)^2$$

$$= 2 \times \frac{1}{2} \times 0.1 \times \left( \frac{0.06 \times \pi}{3} \right)^2$$

$$= 3.94 \times 10^{-4} \text{ J} / 4\pi^2 \times 10^{-5} \text{ J}$$

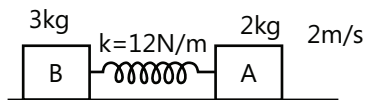
$$(c) \quad 2 \times \frac{1}{2} mv^2 = 4\pi^2 \times 10^{-5}$$

$$v^2 = \frac{4\pi^2 \times 10^{-5}}{0.1}$$

$$v^2 = 4\pi^2 \times 10^{-4}$$

$$v = 2\pi \times 10^{-2} = 0.02 \pi \text{ m/sec}$$

**Sol 9:**



$$V_{\text{com}} = \frac{2 \times 2 + 3 \times 0}{5} = 0.8 \text{ m/s}$$

$$x_A = v_{\text{com}} t + A \sin \omega t$$

At maximum expansion

$$\frac{1}{2} \times 5 \times (0.8)^2 + \frac{1}{2} kx^2 = \frac{1}{2} \times 2 \times 2^2$$

$$kx^2 = 8 - 3.2 = 4.8$$

$$x = 0.2$$

$$A = \frac{3}{5} x = \frac{3}{5} \times 0.2 = 0.12$$

$$\mu = \frac{3 \times 2}{3 + 2} = 1.2$$

$$\omega = \sqrt{\frac{k}{\mu}} = \sqrt{\frac{120}{1.2}} = 10$$

$$x_A = 0.8 t + 0.12 \sin 10 t$$

**Sol 10:** (a)  $m = 0.1 \text{ kg}$

$$F = 10x + 2$$

Only variable force causes SHM

$$(a) F(x) = 10x + 2$$

$$a(x) = 100x + 20$$

$$v(x) = 50x^2 + 20x + c$$

$$v(0.2) = 0$$

$$50 \times 0.04 + 20 \times 0.2 + c = 0$$

$$c = -6$$

$$v = 50x^2 + 20x - 6 \quad \begin{matrix} x=0.2 \\ x=-0.6 \end{matrix}$$

$$A = \frac{0.2 - (-0.6)}{2} = 0.4 \text{ m}$$

Amplitude = 0.4 m

$$(b) \omega = \sqrt{\frac{10}{0.1}} = 10 \text{ rad/sec}$$

$$T = \frac{2\pi}{\omega} = \frac{\pi}{5} \text{ sec.}$$

$$(c) x = 0.2 - A \cos \omega t$$

$$x = 0.2 - 0.4 \cos \frac{5t}{\pi}$$

**Sol 11:**  $u = (x^2 - 4x + 3)$

$$(i) F = -\frac{dU}{dx}$$

$$F = -2x + 4$$

At equilibrium  $F = 0$

$$-2x + 4 = 0 \Rightarrow x = 2 \text{ m}$$

(ii)  $dF = -2dx$  similar to  $dF = -\omega^2 dx$  as in SHM

$$2 = \frac{\omega^2}{m} = \omega^2$$

$$\omega = \sqrt{2}$$

$$T = \frac{2\pi}{\omega} = \sqrt{2} \pi \text{ sec}$$

$$(iii) A\omega = 2\sqrt{6}$$

$$A = \frac{2\sqrt{6}}{\sqrt{2}} \Rightarrow A = 2\sqrt{3} \text{ m}$$

**Sol 12:**  $F_{\text{max}} = m\omega^2 A$

$$\text{P.E.} = \frac{1}{2} \text{ K.E.}$$

$$\Rightarrow \frac{1}{2} kx^2 = \frac{1}{2} \times \frac{1}{2} kA^2$$

$$\Rightarrow x = \frac{A}{\sqrt{2}}$$

$$F = m\omega^2 \frac{A}{\sqrt{2}} = \frac{F_{\max}}{\sqrt{2}}$$

$$F = 25\sqrt{2} \text{ N}$$

**Sol 13:** (a)  $T = 2\pi \sqrt{\frac{\mu}{k}}$

$$\mu = \frac{3 \times 6}{3+6} = \frac{18}{9} = 2 \text{ kg}$$

$$T = 2\pi \sqrt{\frac{1}{400}} = \frac{\pi}{10} \text{ sec}$$

(b)  $A = 6 \text{ cm}$

(c)  $v_{\text{cm}} = 0; \quad v_B = \frac{-1}{2} v_A$

$$\frac{1}{2} \times k \times A^2 = \frac{1}{2} \times 3 \times (-2v_B)^2 + \frac{1}{2} \times 6 \times v_B^2$$

$$800 \times (0.06)^2 = 12 v_B^2 + 6 v_B^2$$

$$v_B^2 = \frac{8 \times 0.36}{18}$$

$$v_B = \frac{2 \times 0.6}{3}$$

$$V_{B\max} = 0.4 \text{ m/s}$$

$$P_{B\max} = 0.4 \times 6$$

$$P_{B\max} = 2.4 \text{ kg ms}^{-1}$$

**Sol 14:**  $s = \left(A - \frac{A}{4}\right) \cos \omega t - \left(\frac{A}{2} - \frac{A}{8}\right) \sin \omega t$

$$s = \frac{3A}{4} \cos \omega t - \frac{3A}{8} \sin \omega t$$

$$s = \frac{3A}{8} (2 \cos \omega t - \sin \omega t)$$

$$s = \frac{3\sqrt{5}}{8} A \left( \frac{2}{\sqrt{5}} \cos \omega t - \frac{1}{\sqrt{5}} \sin \omega t \right)$$

$$s = \frac{3\sqrt{5}}{8} A \cos \left( \omega t + \sin^{-1} \left( \frac{1}{\sqrt{5}} \right) \right)$$

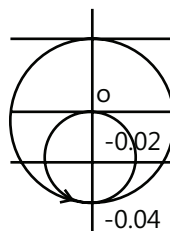
$$A' = \frac{3\sqrt{5}}{8} A; \quad \delta = \sin^{-1} \left( \frac{1}{\sqrt{5}} \right)$$

**Sol 15:**  $T = 2\pi \sqrt{\frac{m}{k}} = 0.4 \text{ sec}$

$$\omega = 5\pi$$

For  $0 < t < 0.6 \text{ sec}$

$$x = -\frac{mg}{2k} + \frac{mg}{2k} \sin \left( 5\pi t + \frac{\pi}{2} \right)$$



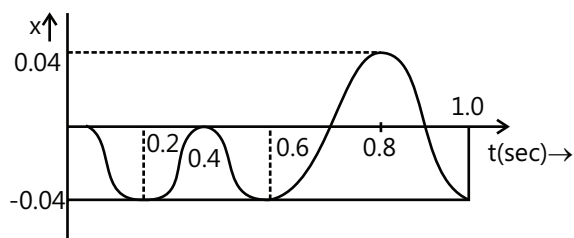
$$\frac{mg}{2k} = \frac{4 \times 10}{2 \times 1000} = 0.02 \text{ m}$$

for  $0 < t < 0.6 \text{ sec}$

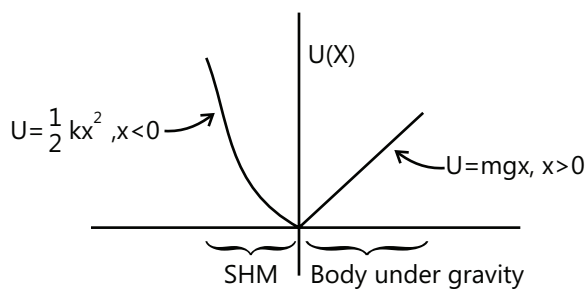
$$x = -0.02 + 0.02 \sin (5\pi t + \pi/2)$$

for  $0.6 < t < 1 \text{ sec}$

$$x = -0.04 + 0.04 \sin (5\pi t)$$



**Sol 16:**



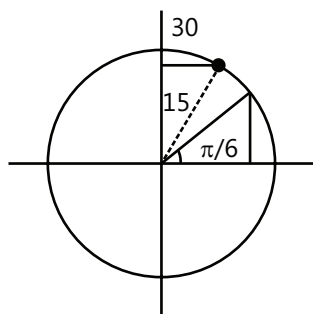
$$T = \frac{1}{2} \times 2\pi \sqrt{\frac{m}{k}} + \frac{2v}{g}$$

$$\therefore E = \frac{1}{2} mv^2; T = \pi \sqrt{\frac{m}{k}} + \frac{2}{g} \sqrt{\frac{2E}{m}}$$

$$\therefore v = \sqrt{\frac{2E}{m}}; T = \pi \sqrt{\frac{m}{k}} + \frac{2\sqrt{2}}{g} \sqrt{\frac{E}{m}}$$

**Sol 17:**  $x = 30 \sin \left( \pi t + \frac{\pi}{6} \right)$

$$T = \frac{2\pi}{\pi} = 2$$



$$\text{P.E.} = 2 \text{ K.E.}$$

$$\text{P.E.} = \frac{2}{3} \text{ T.E.}$$

$$x = \sqrt{\frac{2}{3}} A$$

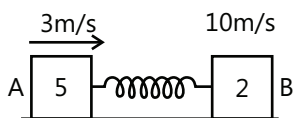
$$\text{Position: } x = \sqrt{\frac{2}{3}} \times 30$$

$$x = 10\sqrt{6} \text{ cm}$$

$$t = \frac{\left( \sin^{-1} \sqrt{\frac{2}{3}} - \frac{\pi}{6} \right)}{2\pi} \times 2 \text{ sec}$$

$$t = \frac{1}{\pi} \left( \sin^{-1} \sqrt{\frac{2}{3}} - \frac{\pi}{6} \right) \text{ sec}$$

**Sol 18:** (a)



$$v_{\text{cm}} = \frac{5 \times 3 + 10 \times 2}{7} = 5 \text{ ms}^{-1}$$

$$\frac{1}{2} 5 \times 3^2 + \frac{1}{2} \times 2 \times 10^2$$

$$= \frac{1}{2} 7 \times 5^2 + \frac{1}{2} kx^2$$

$$45 + 200 = 175 + kx^2$$

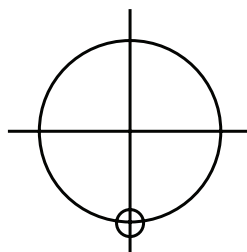
$$kx^2 = 70$$

$$x^2 = \frac{70}{1120} \quad x = \frac{1}{4} \text{ m}$$

$$\text{Maximum extension} = 0.25 \text{ m}$$

$$(b) t = \frac{3}{4} T$$

$$T = 2\pi \sqrt{\frac{\mu}{k}}$$



$$\mu = \frac{5 \times 2}{7} = \frac{10}{7}$$

$$T = 2\pi \sqrt{\frac{10}{7 \times 1120}} = \frac{2\pi}{28} = \frac{\pi}{14}$$

Time for first maximum compression

$$= \frac{3}{4} \times \frac{\pi}{14} = \frac{3\pi}{56} \text{ sec}$$

**Sol 19:**  $T = 2\pi \sqrt{\frac{I}{mgx}}$

$$I = \frac{m\ell^2}{3} + \left( \frac{m\ell^2}{12} + m\ell^2 \right)$$

$$x = \frac{mx \frac{1}{2} + mx\ell}{2m} = \frac{3\ell}{4} = \frac{4m\ell^2}{12} + \frac{13}{12}m\ell^2$$

$$I = \frac{17}{12} m\ell^2$$

$$T = 2\pi \sqrt{\frac{\frac{17}{12}m\ell^2}{2mg \frac{3\ell}{4}}}; T = 2\pi \sqrt{\frac{17\ell}{18g}}$$

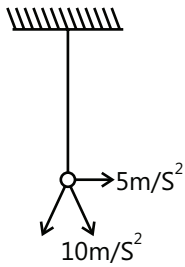
**Sol 20:** (a)  $\alpha = -k\theta$

$$\alpha = -\frac{k}{I} \theta$$

$$\omega^2 = \frac{k}{I} \quad \omega = \sqrt{\frac{k}{I}} = \pi$$

$$T = \frac{2\pi}{\omega} = \frac{2\pi}{\pi}; T = 2 \text{ sec}$$

(b)



$$g_{\text{eff}} = \sqrt{10^2 + 5^2} = \sqrt{125}$$

$$g_{\text{eff}} = 5\sqrt{5}$$

$$T = 2\pi \sqrt{\frac{\ell}{g}} = 2\pi \sqrt{\frac{0.5}{5\sqrt{5} \times 10}}$$

$$T = \frac{2}{5^{1/4}} \text{ sec}$$

**Sol 21:**  $m = 0.2 \text{ kg}$   $f = \frac{25}{\pi} \text{ Hz}$

$$\text{P.E.} = \frac{4}{9} \text{ T.E.}$$

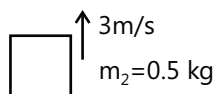
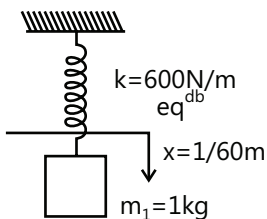
$$\frac{1}{2} kx^2 = \frac{4}{9} \times \frac{1}{2} kA^2; x = \frac{2}{3} A$$

$$A = \frac{3}{2} x = \frac{3}{2} \times 0.04$$

$$A = 0.06 \text{ m}$$

**Sol 22:**  $0.5 \times 3 = 1.5 \times v$

$$v = 1 \text{ m/s}$$



$$\omega = \sqrt{\frac{600}{1.5}} = \sqrt{400} = 20 \text{ rad./sec}$$

$$f = \frac{20}{2\pi} = \frac{10}{\pi} \text{ Hz}$$

$$\frac{1}{2} kx^2 + \frac{1.5 \times 1^2}{2}$$

$$= \frac{1}{2} kh^2 - 1.5 \times 10 \times \left(h - \frac{1}{60}\right)$$

$$\frac{1}{2} \times 600 \times \frac{1}{60^2} + \frac{1.5}{2}$$

$$= \frac{1}{2} \times 600 \times h^2 - 15 \times \left(h - \frac{1}{60}\right)$$

$$60 h^2 - 3h - 7/60 = 0$$

$$h = \frac{1.5}{60} + \frac{\sqrt{37}}{120} \text{ m}$$

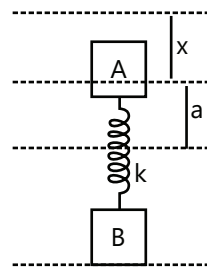
$$A = h - \frac{1.5}{60} = \frac{\sqrt{37}}{120} \text{ m}$$

$$A = \frac{\sqrt{37}}{120} \times 100 \text{ cm} = \frac{5\sqrt{37}}{60} \text{ cm}$$

**Sol 23:**  $m_1 = 1 \text{ kg}; m_2 = 4 \text{ kg}$

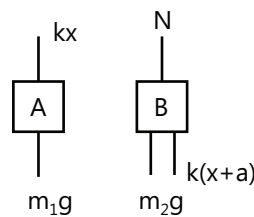
$$a = 1.6 \text{ cm}$$

$$kx = m_1 g$$



$$k = \omega^2 m_1 = 25^2 \times 1 = 625 \text{ N/m}$$

$$N_{\text{max}} = m_2 g + k(x + a)$$



$$= (m_1 + m_2)g + ka = 50 + \frac{625 \times 1.6}{100}$$

$$N_{\text{max}} = 60 \text{ N}$$

$$N_{\text{min}} = (M_1 + M_2) g - ka$$

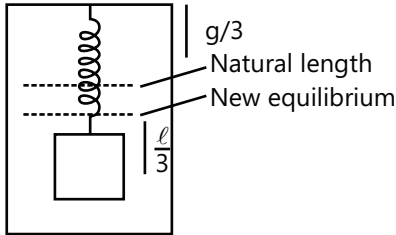
$$N_{\text{min}} = 40 \text{ N}$$

**Sol 24:**  $k\ell = mg$ ;  $\omega = \sqrt{\frac{k}{m}} = \sqrt{\frac{g}{\ell}}$

$$f = \frac{1}{2\pi} \left( \frac{g}{\ell} \right)^{1/2}$$

$$A = \ell/3; \quad m \times \frac{2g}{3} = k \times x$$

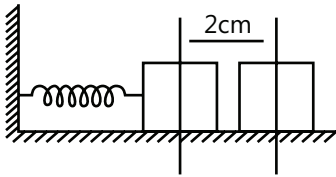
$$x = \frac{2}{3} \frac{mg}{k} = \frac{2}{3} \ell$$



## Exercise 2

### Single Correct Choice Type

**Sol 1: (C)**

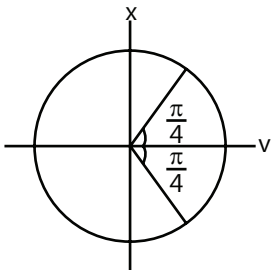


$$\omega\sqrt{4-1} = \omega^2 \times 1$$

$$\omega = \sqrt{3}$$

$$f = \frac{\sqrt{3}}{2\pi} \text{ Hz}$$

**Sol 2: (D)**

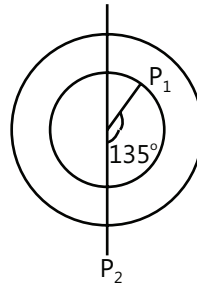


$$v_{\text{avg}} = \frac{\text{displacement}}{\text{time}} = \frac{\sqrt{2} \times A}{T/4}$$

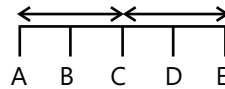
$$v_{\text{avg}} = \frac{4\sqrt{2}A}{T}$$

**Sol 3: (C)**  $v_{\text{mean}} = \frac{a/2}{T/6} = \frac{3a}{T}$

**Sol 4: (C)**



**Sol 5: (C)**



$$V_B^2 = \frac{1}{4} V_A^2$$

$$\frac{1}{4} R^2 \omega^2 = \omega^2 (R^2 - x^2) \Rightarrow R^2 = (R^2 - x^2) 4$$

$$x = \frac{\sqrt{3}}{2} R$$

$$d_{BD} = 2x = \sqrt{3} R$$

**Sol 6: (C)**  $T_s = 2\pi \sqrt{\frac{m}{k}}$   $T_s$  doesn't depend on  $g$ .

$$T_p = 2\pi \sqrt{\frac{\ell}{g}}; \quad T_p \propto g^{-1/2}$$

$\therefore T_p$  decreases

**Sol 7: (B)**  $v_{\text{max}} = A\omega = \frac{A\sqrt{k}}{\sqrt{m}}$

$$\frac{A_1 \sqrt{k_1}}{\sqrt{m}} = \frac{A_2 \sqrt{k_2}}{\sqrt{m}}$$

$$\frac{A_1}{A_2} = \sqrt{\frac{k_2}{k_1}}$$

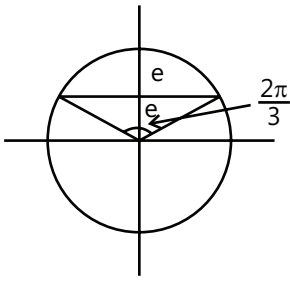
**Sol 8: (C)**  $k_A = k/3$ ;  $k_B = 3k$

$$T_A \propto k^{-1/2}; \quad \frac{T_A}{T_B} = 3$$

**Sol 9: (A)**  $T = 2\pi \sqrt{\frac{m}{k}} \times \frac{2\pi/3}{2\pi}$

$$T = \frac{2\pi}{3} \sqrt{\frac{m}{k}}$$

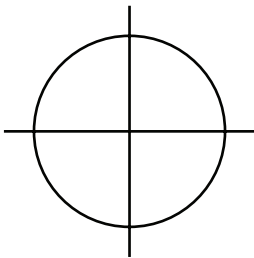




**Sol 10: (C)**  $t = \frac{T}{4}$

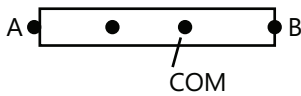
$$t = \frac{\pi}{2} \sqrt{\frac{\mu}{k}}$$

$$t = \frac{\pi}{2} \sqrt{\frac{1}{\pi^2}}; \quad t = \frac{1}{2} \text{ sec}$$



**Sol 11: (A)** Both block have speed same as  
 $v_{cm} = 5 \text{ m/s}$

**Sol 12: (D)**



$$T = 2\pi \sqrt{\frac{I}{mg\ell}}$$

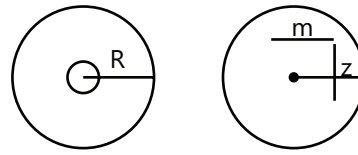
$$\frac{T_A}{T_B} = \frac{3}{4} = \sqrt{\frac{9}{4} \times \frac{\ell_B}{\ell_A}}$$

$$\frac{3}{4} = \frac{3}{2} \sqrt{\frac{\ell_B}{\ell_A}}$$

$$\frac{\ell_B}{\ell_A} = \frac{1}{4}$$

$$\ell_A = \frac{4}{5} \times 25 = 20 \text{ cm}$$

**Sol 13: (C)**



$$T = 2\pi \sqrt{\frac{I}{mgz}} \Rightarrow I = \frac{mR^2 + 2mz^2}{2}$$

$$T = \sqrt{\frac{2\pi}{g}} \sqrt{m \frac{R^2}{2} + 2mz}$$

$$\frac{mR^2}{2} = 2mz \text{ for minimum } T$$

$$z = \frac{R}{\sqrt{2}}$$

**Multiple Correct Choice Type**

**Sol 14: (B, C, D)**  $v = 0$  at  $t = T/2$

$a$  is maximum at extremes

$$F = 0 \text{ at } t = \frac{3T}{4}$$

$$\text{K.E.} = 0 \text{ at } t = T/2$$

**Sol 15: (A, B, C)**  $\text{K.E.} = 0.64 \text{ KE}_{\max}$

$$v = 0.8 v_{\max}$$

$$\therefore x = 0.6 A = 6 \text{ cm}$$

$$x = \frac{A}{2} \text{ P.E.} = \frac{\text{PE}_{\max}}{4} \text{ KE} = \frac{3}{4} \text{ PE}_{\max}$$

$$\text{KE}_{\max} = \text{TE at mean position}$$

$$x = \frac{A}{2} \quad v = \frac{\sqrt{3}v_{\max}}{2}$$

**Sol 16: (B, C)** (A)  $\text{KE}_{\text{avg}}$  is never zero in SHM

$$(B) \text{PE}_{\text{avg}} = \frac{1}{2} \text{TE} = m\pi^2 t^2 A^2$$

(C) Frequency of occurrence of mean position  $= 2f$

(D) Acceleration leads

$$\text{Sol 17: (A, C)} \quad v_{\text{rms}} = \sqrt{\frac{\int_0^T v^2 dt}{T}} = \frac{v}{\sqrt{2}}$$

$$v_{\text{mean}} = \frac{\int_0^T v dt}{T} = \frac{\sqrt{8}}{\pi} V$$

**Sol 18: (B, C, D)**  $A = 3 \text{ cm}$

$$\frac{1}{2} m v_m^2 = \frac{1}{2} \times 500 \times 9$$

$$v_m = 3 \times 10\sqrt{5} \text{ cm/s}; \omega = \sqrt{500} = 10\sqrt{5}$$

$$a_{\text{max}} = \omega v_m$$

$$= 10\sqrt{5} \times 30\sqrt{5} \text{ cm/s}^2$$

$$= 15 \text{ m/s}^2$$

$PE_{\text{min}} = 0$  at mean position

**Sol 19: (A, B, C)**  $A = 2.5$

$$\omega = \frac{v_{\text{max}}}{A} = 4; T = \frac{2\pi}{\omega} = \frac{\pi}{2} = 1.57 \text{ s}$$

$$v_{\text{max}} = 16 \times 2.5 = 40 \text{ cm/s}^2$$

$$v = \omega \sqrt{A^2 - x^2} = 4\sqrt{2.5^2 - 1^2}$$

$$= 4\sqrt{5.25} \text{ cm/s} = 2\sqrt{21} \text{ cm/s}$$

**Sol 20: (A, C)** Energy conservation:

$$\frac{1}{2} \times 900 \times 2^2 = \frac{1}{2} \times 900 \times 1^2 + \frac{1}{2} \times 3 v_1^2$$

$$2700 = 3 \times v_1^2$$

$$v_1^2 = 900$$

$$v_1 = 30 \text{ m/s}$$

Conservation of momentum:-

$$3 \times 30 + 6 \times 0 = 9 \times v$$

$$v = 10 \text{ ms}^{-1}$$

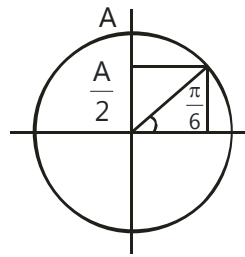
Energy conservation:-

$$\frac{1}{2} \times 900 \times 1^2 + \frac{1}{2} \times 9 \times 10^2 = \frac{1}{2} \times 900 \times A^2$$

$$A^2 = 2; A = \sqrt{2} \text{ m}$$

**Sol 21: (A, B)**  $t = \frac{\pi/6}{2\pi} \times T \Rightarrow t = \frac{T}{12}$

$$v = \frac{\sqrt{3}}{2} V_0 \Rightarrow a \propto x \Rightarrow a = a_0/2$$

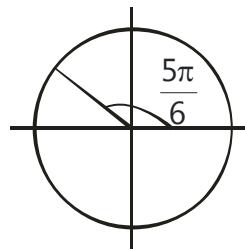


**Sol 22: (B, C, D)**  $v^2 = \omega^2 (A^2 - x^2)$

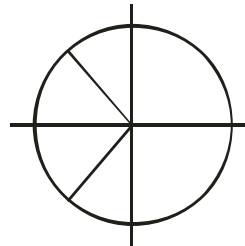
$$a = -\omega^2 x$$

$$v^2 = \omega^2 \left( A^2 - \frac{a^2}{\omega^4} \right)$$

**Sol 23: (B, D)**  $x = A \sin \left( \frac{2\pi t}{T} + \frac{5\pi}{6} \right) = A \cos \left( \frac{2\pi t}{T} + \frac{\pi}{3} \right)$



**Sol 24: (B, C)**



$$\text{Initial phase difference} = 0, \frac{2\pi}{3}, \frac{4\pi}{3}$$

**Sol 25: (A, B, C, D)**  $x = \frac{mg}{k} = \frac{0.2 \times 10}{200} = 1 \text{ cm}$

$$\text{Amplitude} = 1 \text{ cm}$$

$$\omega = \sqrt{\frac{k}{m}} = \sqrt{\frac{200}{0.2}} = 10\sqrt{10}$$

$$f = \frac{10\sqrt{10}}{2\pi} = \frac{5\sqrt{10}}{\pi} \cong 5 \text{ Hz}$$

Amplitude changes, frequency remains the same.

**Sol 26: (B, C, D)**  $m = 0.1 \text{ kg}$

$$U = 5x(x - 4)$$

$$F = -\frac{dU}{dx} = 20 - 10x$$

P.E. minimum at  $x = 2$  m

Force is linear function of  $x$  with negative slope.

$$\omega^2 = \frac{10}{m}$$

$$\omega = \sqrt{\frac{10}{0.1}} = 10 \text{ rad/s}$$

$$T = \frac{2\pi}{10} = \frac{\pi}{5} \text{ sec}$$

**Sol 27: (B, D)**  $x = 3 \sin 100 t + 8 \cos^2 50 t$

$$= 3 \sin 100 t + 4 \cos 100 t + 4$$

$$x = 5 \sin (100 t + \sin^{-1} 4/5) + 4$$

**Sol 28: (A, B, C)**  $x = 5 \sin (4\pi t + \sin^{-1} 4/5) \text{ mm}$

$$T = \frac{2\pi}{4\pi} = 0.5 \text{ s}$$

$$A = 5 \text{ mm}$$

$$\phi = \sin^{-1} (4/5)$$

**Sol 29: (B, C)**  $k = 2 \times 10^6 \text{ Nm}^{-1}$

$$A = 0.01 \text{ m}$$

$$\text{T.E.} = 160 \text{ J}$$

$$\text{PE}_{\text{max}} = 160 \text{ J}$$

$$\text{when KE} = 0 \text{ J}$$

i.e. at equilibrium

$$\text{KE}_{\text{max}} = \frac{1}{2} \times 2 \times 10^6 \times 10^{-4} = 100 \text{ J}$$

$$\text{PE}_{\text{min}} = 60 \text{ J}$$

**Sol 30: (A, B, C)**  $t = n \frac{T}{2}$

$$T = 2\pi \sqrt{\frac{m}{k}} = 2\pi \sqrt{\frac{2}{3 \times 24}} = \frac{\pi}{3}$$

### Assertion Reasoning Type

**Sol 31: (D)** The motion is SHM with  $\omega = \sqrt{\frac{a}{m}}$

If the force is linear w.r.t.  $x$  and slope is negative. The motion is always SHM.

**Sol 32: (C)** When particle moves from extreme to mean position velocity and acceleration have same direction.

**Sol 33: (A)** Statement-II is the correct explanation.

**Sol 34: (D)** Phase remains same and SHMs are perpendicular.

**Sol 35: (A)** Statement-II is the correct explanation.

### Comprehension Type

#### Paragraph 1:

**Sol 36: (D)**  $\omega = 25 \text{ rad/s}$

$$k = m\omega^2 = 1 \times 625 = 625 \text{ Nm}^{-1}$$

$$F_{\text{max}} = 1 \times 9.8 + 625 \times \frac{16}{100 \times 10} + 4.1 \times 9.8$$

$$= 59.98 \text{ N} \cong 60 \text{ N}$$

$$F_{\text{min}} = 5.1 \times 9.8 - 10 \cong 40 \text{ N}$$

**Sol 37: (C)** Minimum force on the surface =  $(50 - 10) \text{ N} = 40 \text{ N}$

**Sol 38: (A)** TE of system is constant

**Sol 39: (D)**  $d = A \sin (\omega t + \phi)$

**Sol 40: (D)**  $F = -kx + c$

$$k > 0$$

### Match the Columns

**Sol 41: (B)** (a)  $y = A \sin (t)$

$$v = A \cos (t)$$

$$\text{KE} = c \times \cos^2 (t)$$

$$(a) \rightarrow (ii)$$

$$(b) \rightarrow (i) \text{ PE} + \text{KE} = \text{const.}$$

$$\text{PE} = c \times \sin^2 t$$

$$(c) \rightarrow (iii) \text{ TE constant always}$$

$$(d) \rightarrow (iv) v = A \cos t$$

**Sol 42: (A)**  $\text{PE} \propto x^2$  (A)  $\rightarrow p, s$

$$(B) s = ut + \frac{1}{2} at^2$$

$$q, r \text{ when } a = 0 ; \quad S \text{ when } a \neq 0$$

$$(C) \text{ Range} = \frac{v^2 \sin 2\theta}{g}$$

$$(D) T^2 = \frac{4\pi^2 \ell}{g}$$

## Previous Year's Questions

**Sol 1: (C)** If  $E > V_B$ , particle will escape. But simultaneously for oscillations,  $E > 0$

Hence, the correct answer is  $V_0 > E > 0$

Or the correct option is (c)

**Sol 2: (B)**  $[\alpha] = \left[ \frac{PE}{x^4} \right] = \left[ \frac{ML^2T^{-2}}{L^4} \right] = [ML^{-2}T^{-2}]$

$$\therefore \left[ \frac{m}{\alpha} \right] = [L^2T^2]; \quad \therefore \left[ \frac{1}{A} \sqrt{\frac{m}{\alpha}} \right] = [T]$$

As dimensions of amplitude  $A$  is  $[L]$

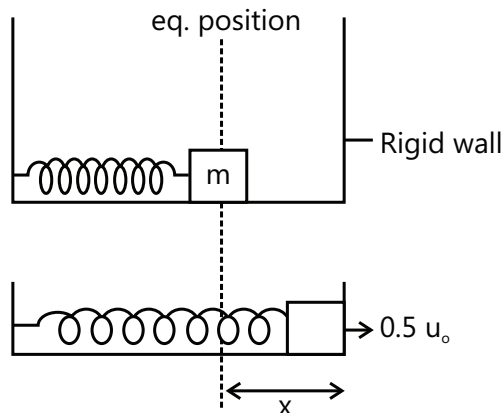
**Sol 3: (D)** For  $|x| > x_0$ , potential energy is constant. Hence, kinetic energy, speed or velocity will also remain constant.

$\therefore$  Acceleration will be zero

**Sol 4: (A)**  $\frac{2v \sin 45^\circ}{g} = 1$

$$\therefore v = \sqrt{50} \text{ m/s}$$

**Sol 5: (A, D)**



$$\frac{1}{2} m u_0^2 = \frac{1}{2} k x^2 + \frac{1}{2} \times m 0.25 u_0^2 \quad \dots (i)$$

After elastic collision

Block speed is  $0.5 u_0$

So when it will come back to equilibrium point its speed will be  $u_0$  as (A)

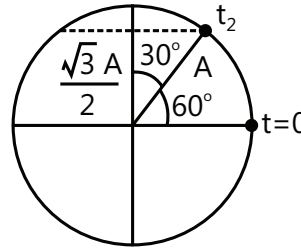
$$\text{Amplitude } \frac{1}{2} m u_0^2 = \frac{1}{2} k A^2$$

$$A = \frac{u_0}{\sqrt{k}}$$

Value of  $x$  from eq. (i)

$$\frac{3}{4} \times \frac{1}{2} m u_0^2 = \frac{1}{2} k x^2$$

$$x = \frac{\sqrt{3} u_0}{2} \sqrt{\frac{m}{k}}$$



Time to reach eq. position first time  $\Rightarrow \frac{2\pi}{3} \sqrt{\frac{m}{k}}$

Second time it will reach at time  $\Rightarrow$

$$\frac{2\pi}{3} \sqrt{\frac{m}{k}} + \frac{T}{2} \Rightarrow \frac{2\pi}{3} \sqrt{\frac{m}{k}} + \frac{2\pi \sqrt{m}}{\sqrt{k} \times 2} \Rightarrow \frac{5\pi}{3} \sqrt{\frac{m}{k}} \text{ as (D)}$$

For max. compression time is  $t_2$

$$t_2 = \frac{2\pi}{3} \sqrt{\frac{m}{k}} + \frac{T}{4}$$

$$= \frac{2\pi}{3} \sqrt{\frac{m}{k}} + \frac{2\pi}{\sqrt{k}} \frac{\sqrt{m}}{k} = \frac{7\pi}{6} \sqrt{\frac{m}{k}}$$

**Sol 6: (B, D)**

$$E_1 = \frac{1}{2} m \omega_1^2 a^2 = \frac{b^2}{2m} \quad \frac{a}{b} = \frac{1}{m \omega_1} = n^2 \quad \dots (i)$$

$$E_2 = \frac{1}{2} m \omega_2^2 R^2 = \frac{R^2}{2m} \quad m \omega_2 = 1 \quad \dots (ii)$$

$$\text{From (i) and (ii)} \quad \frac{\omega_2}{\omega_1} = n^2$$

$$\frac{E_1}{E_2} = \left( \frac{\omega_2}{\omega_1} \right)^2 \left( \frac{a}{R} \right)^2 = \frac{1}{n^2} \cdot \frac{\omega_1}{\omega_2} \cdot n^2 \Rightarrow \frac{E_1}{\omega_1} = \frac{E_2}{\omega_2}$$

**Sol 7: (A, B, D)**

$$(A) \quad \omega_i = \left( \frac{K}{M} \right) \text{ and } \omega_f = \left[ \frac{K}{(M+m)} \right]$$

$$\text{Case I: } v_f = \frac{M v_i}{M+m} \quad \frac{1}{2} M v^2 = \frac{1}{2} K A_i^2$$

$$\Rightarrow A_i^2 = \frac{M}{K} v_1^2 \text{ and } \frac{1}{2}(M+m)v_f^2 = \frac{1}{2}KA_i^2$$

$$\Rightarrow A_f^2 = \frac{Mv^2}{K} \cdot \frac{M}{M+m} \Rightarrow \frac{A_f}{A_i} = \sqrt{\frac{M}{M+m}}$$

$$(B) T_f = 2\pi\sqrt{\frac{M}{M+m}} \text{ for both}$$

$$(C) TE_{\text{case I}} = \frac{1}{2}(M+m)v_f^2 = \frac{1}{2}Mv^2 \left( \frac{M}{M+m} \right)$$

$$TE_{\text{case II}} = \frac{1}{2}KA_f^2 = \frac{1}{2}KA_i^2$$

(D) VEP =  $A_f\omega_f$ : Decreases in both cases.

**Sol 8:**  $A \rightarrow p$ ;  $B \rightarrow q, r$ ;  $C \rightarrow p$ ;  $D \rightarrow r, q$

**Sol 9: (A)** The total mechanical energy = 160 J

The maximum PE will be 160 J at the instant when KE = 0

**Sol 10: (A, C)** By principle of superposition  $y = y_1 + y_2 + y_3$

$$= a \sin(\omega t + 45^\circ) + a \sin \omega t + a \sin(\omega t - 45^\circ)$$

$$= a \sin(\omega t + 45^\circ) + a \sin(\omega t - 45^\circ) + a \sin \omega t$$

$$= 2a \sin \omega t \cos 45^\circ + a \sin \omega t$$

$$= \sqrt{2}a \sin \omega t + a \sin \omega t = (1 + \sqrt{2})a \sin \omega t$$

$$\therefore \text{Amplitude of resultant motion} = (1 + \sqrt{2})a \quad \dots(i)$$

(b) The option is incorrect as the phase of the resultant motion relative to the first is  $45^\circ$ .

(c) Energy is SHM is proportional to (amplitude)<sup>2</sup>

$$\therefore \frac{E_R}{E_S} = \frac{(1 + \sqrt{2})^2 a^2}{a^2} \therefore \frac{E_R}{E_S} = \frac{(1 + 2 + 2\sqrt{2})}{1}$$

$$\text{or } E_R = (3 + 2\sqrt{2})E_S$$

(d) Resultant motion is  $y = (1 + \sqrt{2})a \sin \omega t$

It is SHM.

**Sol 11: (A, B, D)**

$$x = \frac{A}{2}(1 - \cos 2\omega t) + \frac{B}{2}(1 + \cos 2\omega t) + \frac{C}{2}\sin 2\omega t$$

For  $A = 0, B = 0$

$$x = \frac{C}{2}\sin 2\omega t$$

$A = -B$  and  $C = 2B$

$$X = B \cos 2\omega t + B \sin 2\omega t$$

$$\text{Amplitude} = |B\sqrt{2}|$$

For  $A = B, C = 0$

$$X = A,$$

Hence this is not correct option.

For  $A = B, C = 2B$

$$X = B + B \sin 2\omega t$$

It is also represent SHM.

**Sol 12: (A, D)** Restoring torque is same in both cases

$$\alpha = \frac{\tau}{I} = -\omega^2 \theta$$

In case A the moment of inertia is more as compared to B, so  $\omega_B > \omega_A$

# ELASTICITY

## 1. INTRODUCTION

We have learnt that the shape and size of a rigid body does not change but this is an ideal concept. Actually a rigid solid does experience some kind of deformation under the action of external forces and if the magnitude of forces cross a certain limit, the deformation is so severe that the material of the solid loses its rigidity. We say that the material has broken-down or failure has happened. In this chapter we learn about the properties of solid bodies by virtue of which they resist the deformation in their shape and size. These properties constitute the strength of a material and the knowledge of these is very essential in constructing small and large structures like houses, tall buildings, bridges, railway tracks etc.

## 2. MOLECULAR STRUCTURE OF A MATERIAL

Matter is made up of atoms and molecules. An atom is made up of a nucleus and electrons. Nucleus contains protons and neutrons (collectively known as “nucleons”). Nuclear forces are responsible for the structure of nucleus. Likewise, forces between different atoms and molecules are responsible for the structure of a material.

### 2.1 Interatomic and Intermolecular Forces

The forces that are responsible for holding the atoms/molecules in place in a solid or liquid are called interatomic and intermolecular forces. The interaction between any isolated pair of atoms and molecules may be represented by a curve that shows how the potential energy varies with the separation between them as shown in the Fig. 8.32

We see that as the distance  $R$  decreases, the attractive force first increases and then decreases to zero at a separation  $R_0$  where the potential energy is the minimum. For smaller distance, force is repulsive.

The above picture of interatomic or intermolecular force is an over simplification on the actual situation. However, it provides a reasonable visualisation.

The force between the atoms can be found from the potential energy using the relation,

$$F(R) = -\frac{dU}{dR}$$

The resulting force curve is shown in Fig. 8.33.

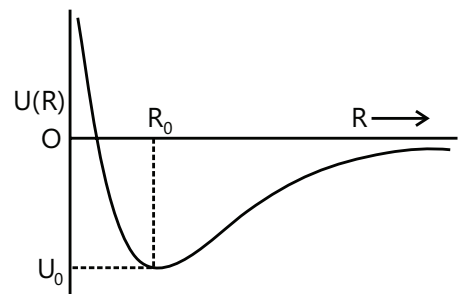
Force is along the line joining the atoms or molecules, and is shown negative for attraction & positive for repulsion.

### 2.2 Classification of Matter

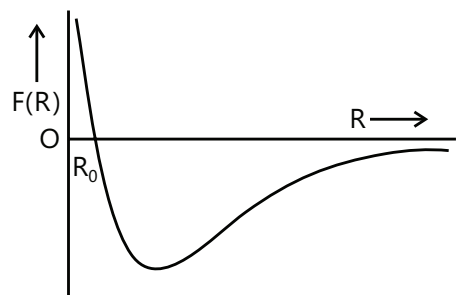
Matter can be classified into three states:- solids, liquids and gases.

**Solids:** A solid is that state of matter whose atoms and molecules are strongly bound so as to preserve their original shape and volume. Solids are of two types-crystalline & amorphous.

- (a) **Crystalline solid:** A crystalline solid is one which has regular & periodic arrangement of atoms or molecules in three dimensions. Examples of crystalline solids are diamond, rock salt, mica, sugar etc.
- (b) **Amorphous solids or glassy solids:** The word ‘amorphous’ literally means ‘without any form’. There is no ‘order’ in arrangement of atoms in such a solid. Example - glass.



**Figure 8.32:** Potential energy versus separation



**Figure 8.33:** Graph of force versus separation

In solids, the intermolecular forces are so strong that there is no change in shape and size easily.

**Liquids:** The intermolecular forces are comparably less than that in solids, so the shape can easily be changed.

But volume of a given mass of a liquid is not easy to change. It needs quite an effort to change the density of liquids.

Liquids are not able to produce reaction forces to applied forces in arbitrary directions.

**Gases:** This is the third state of matter which cannot support compressive, tensile, or shearing forces. Densities of gases change very rapidly with increase in temperature.

**Liquids and gases are together classified as fluids:** The word "fluid" comes from a Latin word meaning "to flow".

On an average, the atoms or molecules in a gas are far apart, typically about ten atomic diameters at room temperature and pressure. They collide much less frequently than those in a liquid. Gases in general are compressible.

### 3. INTRODUCTION TO ELASTICITY

When external forces are applied to a body which is fixed to a rigid support, there is a change in its length, volume or shape. When the external forces are removed, the body tends to regain its original shape and size. Such a property of a body by virtue of which a body tends to regain its original shape or size, when the external forces are removed, is called elasticity.

If a body completely regains its shape and size, it is called perfectly elastic. If it does not regain its shape and size completely, it is called inelastic material. Those materials which hardly regain their shape are called plastic material.

An **elastic** body is one that returns to its original shape after a deformation. Eg- golf ball, rubber band, soccer ball.

An **inelastic** body is one that does not return to its original shape after a deformation. Eg – dough or bread, clay, inelastic ball.

#### MASTERJEE CONCEPTS

##### Microscopic reason of elasticity

Each molecule in a solid body is acted upon by forces due to neighboring molecules. When all molecules are in a state of stable equilibrium, the solid takes a particular shape. When the body is deformed, molecules are displaced from their stable equilibrium positions. The intermolecular distances change and restoring forces start acting which drives the molecules to come back to its original shape.

**Vaibhav Krishnan (JEE 2009, AIR 22)**

One can compare this situation to a spring-mass system. Consider a particle connected to several particles through spring. If this particle is displaced a little, the spring exerts a resultant force which tries to bring the particle towards its natural position. In fact, the particle will oscillate about this position. In due course, the oscillations will be damped out and the particle will regain its original position.

### 3.1 Stress and Strain

**Stress:** Elastic bodies regain their original shape due to internal restoring forces. This internal restoring force, acting per unit area of a deformed body is called a stress.

$$\text{i.e. Stress} = \frac{\text{Restoring force}}{\text{Area}}$$

SI unit of stress is  $\text{N/m}^2$  and Dimensional formula of stress is  $[\text{ML}^{-1}\text{T}^{-2}]$

An object can be deformed in different ways.

### MASTERJEE CONCEPTS

**Misconception:** People often get confused between pressure and stress.

Difference between pressure v/s stress:

S. No.	Pressure	Stress
1	Pressure is always normal to the area	Stress can be normal or tangential
2	Always compressive in nature	May be compressive or tensile in nature

Nivvedan (JEE 2009, AIR 113)

### 3.1.1 Types of Stress

There are 2 types of stresses – NORMAL stress and SHEAR stress

**Normal stress** – When the force applied is perpendicular to the area of application of force, it is called normal stress. Normal stress usually leads to a change in length (**longitudinal stress**) or a change in volume.

Normal stress can be of two types – tensile stress and compressive stress.

(a) **Tensile Stress:** Pulling force per unit area. It is applied parallel to the length.

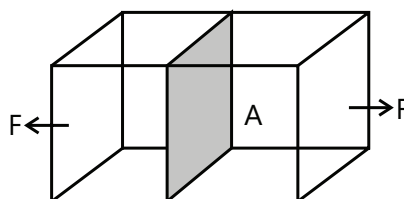


Figure 8.34: Tensile stress

It causes increase in length or volume.

(b) **Compressive Stress:** Pushing force per unit area. It is applied parallel to the length.

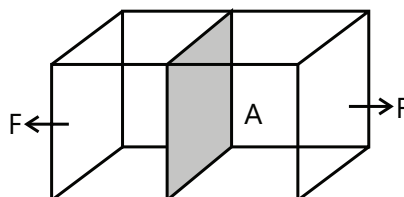


Figure 8.35: Compressive stress

It causes decreases in length or volume.

If the force is applied tangentially to one face of a rectangular body keeping the opposite face fixed, the stress is called tangential or shearing stress.

Stress is measured in units of  $\text{N/m}^2$ .  $1\text{N/m}^2 = 10 \text{ dynes/cm}^2$ .



**Strain:** The fractional or relative change in shape, size or dimensions of body is called the strain.

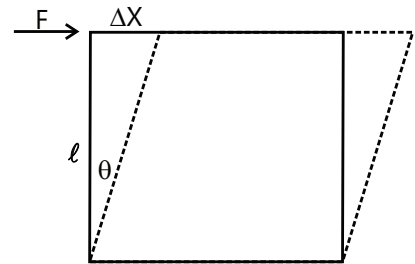
$$\text{Strain} = \frac{\text{change in dimension}}{\text{original dimension}}$$

There are three types of strains:

- (i) **Longitudinal strain:** It is the ratio of the change in length,  $\Delta\ell$ , to the original length,  $\ell$  i.e.  $\frac{\Delta\ell}{\ell}$ .
- (ii) **Volume strain:** It is the ratio of change in volume,  $\Delta V$ , to the original volume  $V$  i.e.  $\frac{\Delta V}{V}$ .
- (iii) **Shearing strain:** The angular deformation,  $\theta$ , in radians of a face of a rectangular body is called shearing strain.

If a tangential force  $F$  is used to displace upper face of rectangular body through a small angle  $\theta$  such that the upper face is displaced through distance  $\Delta x$  where  $\ell$  is height of the body, then shearing strain =  $\theta \approx \tan\theta = \frac{\Delta x}{\ell}$

Strain is a ratio of two similar quantities and does not have any units.



**Figure 8.36:** Shearing strain

**Illustration 1:** A 4.0 m long copper wire of cross sectional area  $1.2 \text{ cm}^2$  is stretched by a force of  $4.8 \times 10^3 \text{ N}$ . Stress will be-

**(JEE MAIN)**

- (A)  $4.0 \times 10^7 \text{ N/mm}^2$       (B)  $4.0 \times 10^7 \text{ kN/m}^2$       (C)  $4.0 \times 10^7 \text{ N/m}^2$       (D) None

**Sol:** (C) Stress is restoring force per unit area of cross-section.

$$\text{Stress} = \frac{F}{A} = \frac{4.8 \times 10^3 \text{ N}}{1.2 \times 10^{-4} \text{ m}^2} = 4.0 \times 10^7 \text{ N/m}^2$$

**Illustration 2:** A copper rod 2m long is stretched by 1mm. Strain will be

**(JEE MAIN)**

- (A)  $10^{-4}$ , volumetric      (B)  $5 \times 10^{-4}$ , volumetric      (C)  $5 \times 10^{-4}$ , longitudinal      (D)  $5 \times 10^{-3}$ , volumetric

**Sol:** Longitudinal strain is equal to change in length per unit length.

$$(C) \text{ Strain} = \frac{\Delta\ell}{\ell} = \frac{1 \times 10^{-3}}{2} = 5 \times 10^{-4}, \text{ Longitudinal}$$

**Illustration 3:** A lead of 4.0 kg is suspended from a ceiling through a steel wire of radius 2.0 mm. Find the tensile stress developed in the wire when equilibrium is achieved. Take  $g = 3.1\pi \text{ ms}^{-2}$ .

**(JEE MAIN)**

**Sol:** Stress is restoring force per unit area of cross-section.

$$\text{Tension in the wire is } F = 4.0 \times 3.1 \pi \text{ N.}$$

$$\text{The area of cross section is } A = \pi r^2 = \pi \times (2.0 \times 10^{-3} \text{ m})^2 = 4.0 \pi \times 10^{-6} \text{ m}^2.$$

$$\text{Thus, the tensile stress developed } \frac{F}{A} = \frac{4.0 \times 3.1 \pi}{4.0 \pi \times 10^{-6}} \text{ N/m}^2 = 3.1 \times 10^6 \text{ N/m}^2.$$

**Illustration 4:** Find the stress on a bone (1 cm in radius and 50 cm long) that supports a mass of 100kg. Find the strain on the bone if it is compressed 0.15 mm by this weight. Find the proportionality constant  $C$  for this bone.

**(JEE MAIN)**

**Sol:** Stress is restoring force per unit area of cross-section. Strain is equal to change in length per unit length. Strain  $\propto$  Stress

$$\text{Stress} = F/A = (100\text{kg}) (9.8 \text{ m/s}^2) / \pi \times (0.01 \text{ m})^2 = 3.1 \times 10^6 \text{ N/m}^2$$

$$\text{Strain} = \Delta L/L_0 = (0.15 \times 10^{-3} \text{ m}) / (0.5 \text{ m}) = 3.0 \times 10^{-4}$$

$$\text{Since strain} = C \times \text{stress}, C = \text{strain} / \text{stress} = 0.96 \times 10^{-10} \text{ m}^2/\text{N}.$$

## 4. HOOKE'S LAW AND MODULI OF ELASTICITY

**Hooke's Law:** It states that for small deformations, stress is directly proportional to strain within elastic limits and the ratio is a constant called modulus of elasticity.

$$\frac{\text{Stress}}{\text{Strain}} = \text{modulus of Elasticity} = E$$

### 4.1 Young's Modulus

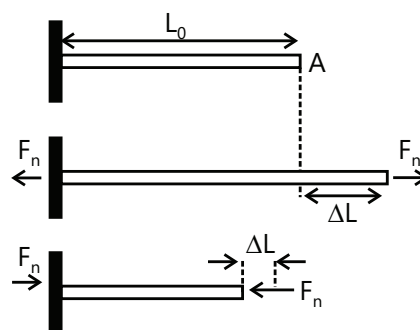
Young's modulus is a measure of the resistance of a solid to a change in its length when a force is applied perpendicular to its surface. Consider a rod with an unstressed length  $L_0$  and cross-sectional area  $A$ , as shown in the Fig. 8.37. When it is subjected to equal and opposite forces  $F_n$  along its axis and

perpendicular to the end faces, its length changes by  $\Delta L$ . These forces tend to stretch the rod. The tensile stress on the rod is defined as  $\sigma = \frac{F_n}{A}$

Forces acting in the opposite direction, as shown in Fig. 8.37, would produce a compressive stress. The resulting strain is defined as the dimensionless ratio,  $\varepsilon = \frac{\Delta L}{L_0}$ . Young's modulus  $Y$  for the material of the rod is defined as the ratio of tensile stress to tensile strain.

$$\text{So Young's Modulus} = \frac{\text{Tensile stress}}{\text{Tensile strain}}; Y = \frac{\sigma}{\varepsilon} = \frac{F_n / A}{\Delta L / L_0} = \frac{F_n L_0}{A \Delta L}$$

A force applied normal to the end face of a rod cause a change in length.



**Figure 8.37:** Variation in length of rod

### MASTERJEE CONCEPTS

(a) For loaded wire:  $\Delta L = \frac{FL}{\pi r^2 \gamma}$

For rigid body  $\Delta L = 0$  so  $Y = \infty$  i.e. Elasticity of rigid body is infinite.

(b) If same stretching force is applied to different wires of same material,  $\Delta L \propto \frac{L}{r^2}$  [As  $F$  and  $Y$  are const.]

Greater the value  $\Delta L$ , greater will be elongation.

Following conclusions can be drawn from  $\gamma = \text{stress/strain}$ :

- (i)  $E \propto \text{stress}$  (for same strain), i.e. if we want the equal amount of strain in two different materials, the one which needs more stress is having more  $E$ .

## MASTERJEE CONCEPTS

- (ii)  $E \propto \frac{1}{\text{strain}}$  (for same stress), i.e., if the same amount of stress is applied on two different materials, the one having less strain is having more Elasticity. Rather we can say that, the one which offers more resistance to the external forces is having greater value of  $E$ . So, we can see that modulus of elasticity of steel is more than that of rubber or  $E_{\text{steel}} > E_{\text{rubber}}$
- (iii)  $E = \text{stress for unit strain} \left( \frac{\Delta x}{x} = 1 \text{ or } \Delta x = x \right)$ , i.e. suppose the length of a wire is 2m, then the Young's modulus of elasticity ( $Y$ ) is the stress applied on the wire to stretch the wire by the same amount of 2m.

Chinmay S Purandare (JEE 2012, AIR 698)

**Illustration 5:** Two wires of equal cross section but one made of steel and the other of copper, are joined end to end. When the combination is kept under tension, the elongations in the two wires are found to be equal. Find the ratio of the lengths of the two wires. Young's modulus of steel =  $2.0 \times 10^{11} \text{ Nm}^{-2}$ . **(JEE ADVANCED)**

**Sol:** The wires joined together have same stress and same elongation. Ratio of stress and young's modulus is strain. As young's modulus for steel and copper is different, strains of the wires will be different.

As the cross sections of the wires are equal and same tension exists in both, the stresses developed are equal. Let the original lengths of the steel wire and the copper wire be  $L_s$  and  $L_c$  respectively and the elongation in each wire be  $\ell$ .

$$\frac{\ell}{L_s} = \frac{\text{stress}}{2.0 \times 10^{11} \text{ Nm}^{-2}} \quad \dots (i)$$

$$\text{And } \frac{\ell}{L_c} = \frac{\text{stress}}{1.1 \times 10^{11} \text{ Nm}^{-2}} \quad \dots (ii)$$

Dividing (ii) by (i),  $L_s/L_c = 2.0 / 1.1 = 20:11$ .

**Illustration 6:** A solid cylindrical steel column is 4.0 m long and 9.0 cm in diameter. What will be decrease in length when carrying a load of 80000 kg?  $Y = 1.9 \times 10^{11} \text{ Nm}^{-2}$ . **(JEE MAIN)**

**Sol:** The stress will be equal to load per unit cross section. Strain is the ratio of stress and young's modulus.

Let us first calculate the cross-sectional area of column =  $\pi r^2 = \pi(0.045\text{m})^2 = 6.36 \times 10^{-3} \text{ m}^2$

$$\text{Then, from } Y = \frac{F/A}{\Delta L/L} \text{ we have } \Delta L = \frac{FL}{AY} = \frac{[(8 \times 10^4)(9.8\text{N}](4.0\text{m})}{(6.36 \times 10^{-3} \text{ m}^2)(1.9 \times 10^{11} \text{ Nm}^{-2})} = 2.6 \times 10^{-3} \text{ m.}$$

**Illustration 7:** A load of 4.0 kg is suspended from a ceiling through a steel wire of length 20 m and radius 2.0 mm. It is found that the length of the wire increases by 0.031 mm as equilibrium is achieved. Find Young's modulus of steel. Take  $g = 3.1 \pi \text{ m/s}^2$ . **(JEE MAIN)**

**Sol:** The stress will be equal to load per unit cross section. Strain is the change in length per unit length. Young's modulus is the ratio of stress and strain.

$$\text{The longitudinal stress} = \frac{(4.0\text{kg})(3.1\pi\text{ms}^{-2})}{\pi(2.0 \times 10^{-3}\text{m})^2} = 3.1 \times 10^6 \text{ N/m}^2$$

$$\text{The longitudinal strain} = \frac{0.031 \times 10^{-3} \text{ m}}{2.0 \text{ m}} = 0.0155 \times 10^{-3}$$

$$\text{Thus } Y = \frac{3.1 \times 10^6 \text{ Nm}^{-2}}{0.0155 \times 10^{-3}} = 2.0 \times 10^{11} \text{ N/m}^2.$$

**Illustration 8:** A bar of mass  $m$  and length  $\ell$  is hanging from point A as shown in Fig. 8.38. Find the increase in its length due to its own weight. The Young's modulus of elasticity of the wire is  $Y$  and area of cross-section of the wire is  $A$ . **(JEE ADVANCED)**

**Sol:** Find the elongation for an elementary length  $dx$  of the wire due to tension in the wire at the location of the element.

Consider a small section  $dx$  of the bar at a distance  $x$  from B. The weight of the bar for a length  $x$  is,

$$W = \left( \frac{mg}{\ell} \right) x$$

$$\text{Elongation in section } dx \text{ will be } d\ell = \left( \frac{W}{AY} \right) dx = \left( \frac{mg}{\ell AY} \right) x dx$$

Total elongation in the bar can be obtained by integrating this expression for  $x = 0$  to  $x = \ell$ .

$$\therefore \Delta\ell = \int_{x=0}^{x=\ell} d\ell = \left( \frac{mg}{\ell AY} \right) \int_0^\ell x dx \text{ or } \Delta\ell = \frac{mg\ell}{2AY}$$

**Illustration 9:** One end of a metal wire is fixed to a ceiling and a load of 2 kg hangs from the other end. A similar wire is attached to the bottom of the load and another load of 1 kg hangs from this lower wire. Find the longitudinal strain in both the wires. Area of cross section of each wire is  $0.005 \text{ cm}^2$  and Young modulus of the metal is  $2.0 \times 10^{11} \text{ N m}^{-2}$ . Take  $g = 10 \text{ ms}^{-2}$ . **(JEE ADVANCED)**

**Sol:** Find the tension in each wire. Stress is tension per unit area of cross section. Strain is the ratio of stress and Young's modulus.

The situation is described in Fig. 8.40. As the 1 kg mass is in equilibrium, the tension in the lower wire equals the weight of the load.

$$\text{Thus } T_1 = 10 \text{ N; Stress} = 10 \text{ N} / 0.005 \text{ cm}^2 = 2 \times 10^7 \text{ N/m}^2$$

$$\text{Longitudinal strain} = \frac{\text{stress}}{Y} = \frac{2 \times 10^7 \text{ N/m}^2}{2 \times 10^{11} \text{ N/m}^2} = 10^{-4}$$

Considering the equilibrium of the upper block, we can write,  $T_2 = 20 \text{ N} + T_1$  or  $T_2 = 30 \text{ N}$

$$\text{Stress} = 30 \text{ N} / 0.005 \text{ cm}^2 = 6 \times 10^7 \text{ N/m}^2$$

$$\text{Longitudinal strain} = \frac{6 \times 10^7 \text{ N/m}^2}{2 \times 10^{11} \text{ N/m}^2} = 3 \times 10^{-4}.$$

**Illustration 10:** Each of the three blocks P, Q and R shown in Figure has a mass of 3 kg. Each of the wires A and B has cross-sectional area  $0.005 \text{ cm}^2$  and Young modulus  $2 \times 10^{11} \text{ N/m}^2$ . Neglect friction. Find the longitudinal strain developed in each of the wires. Take  $g = 10 \text{ m/s}^2$ . **(JEE ADVANCED)**




Figure 8.38

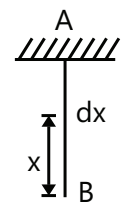


Figure 8.39

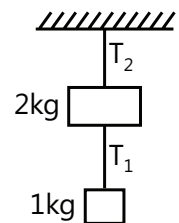


Figure 8.40

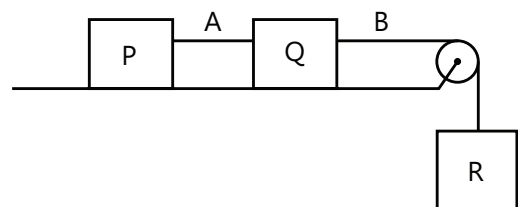


Figure 8.41

**Sol:** Find the tension in each wire. Stress is tension per unit area of cross section. Strain is the ratio of stress and Young's modulus.

The block R will descend vertically and the blocks P and Q will move on the frictionless horizontal table. Let the common magnitude of the acceleration be  $a$ . Let the tensions in the wires A and B be  $T_A$  and  $T_B$  respectively.

Writing the equations of motion of the blocks P, Q and R, we get,

$$T_A = (3\text{kg}) a \quad \dots (i)$$

$$T_B - T_A = (3\text{kg}) a \quad \dots (ii)$$

$$\text{And } (3\text{kg})g - T_B = (3\text{kg})a \quad \dots (iii)$$

By (i) and (ii),  $T_B = 2T_A$ ; By (i) and (iii),  $T_A + T_B = (3\text{kg}) g = 30 \text{ N}$

or  $3T_A = 30\text{N}$  or,  $T_A = 10\text{N}$  and  $T_B = 20 \text{ N}$ .

$$\text{Longitudinal strain} = \frac{\text{Longitudinal stress}}{\text{Young modulus}}$$

$$\text{Strain in wire A} = \frac{10\text{N} / 0.005 \text{ cm}^2}{2 \times 10^{11} \text{ N/m}^2} = 10^{-4}; \quad \text{And strain in wire B} = \frac{20\text{N} / 0.005 \text{ cm}^2}{2 \times 10^{11} \text{ N/m}^2} = 2 \times 10^{-4}.$$

### MASTERJEE CONCEPTS

In practical life, we often hear something like elastic band is usually referred to a rubber band because it is easily stretchable and a steel rod is not.

However, here elasticity has some different meaning. Being more elastic means, the material will resist more to any external force which tries to change its configuration.

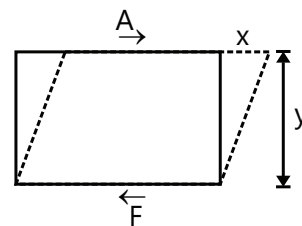
That is why  $E_{\text{steel}} > E_{\text{rubber}}$

**Nitin Chandrol (JEE 2012, AIR 134)**

## 4.2 Shear Modulus

The shear modulus of a solid measures its resistance to a shearing force, which is a force applied tangentially to a surface, as shown in the Fig. 8.42. (Since the bottom of the solid is assumed to be at rest, there is an equal and opposite force on the lower surface). The top surface is displaced by  $x$  relative to the bottom surface.

The shear stress is defined as, Shear stress =  $\frac{\text{Tangential force}}{\text{Area}} = \tau = \frac{F_t}{A}$  where  $A$  is the area of the surface.



**Figure 8.42:** Shearing stress

The shear strain is defined as Shear strain =  $\frac{x}{y}$

where  $y$  is the separation between the top and the bottom surfaces.

The shear modulus  $G$  is defined as

$$\text{Shear modulus} = \frac{\text{Shear Stress}}{\text{Shear Strain}}; \quad G = \frac{F_t / A}{x / y} = \frac{Fy}{Ax}$$

**Illustration 11:** A box shaped piece of gelatin dessert has a top area of  $15 \text{ cm}^2$  and a height of  $3 \text{ cm}$ . When a shearing force of  $0.50 \text{ N}$  is applied to the upper surface, the upper surface displaces  $4 \text{ mm}$  relative to the bottom surface. What are the shearing stress, the shearing strain and the shear modulus for the gelatin? **(JEE MAIN)**

**Sol:** Shearing stress is tangential force per unit area of surface. Shearing Strain is the ratio of displacement of the surface to the distance of the surface from the fixed surface. Shear modulus is the ratio of shearing stress to shearing strain.

$$\text{Shear stress} = \frac{\text{tangential force}}{\text{area of face}} = \frac{0.50 \text{ N}}{15 \times 10^{-4} \text{ m}^2} = 333 \text{ N/m}^2$$

$$\text{Shear stress} = \frac{\text{Displacement}}{\text{height}} = \frac{0.4 \text{ cm}}{3 \text{ cm}} = 0.133$$

$$\text{Shear modulus } G = \frac{\text{stress}}{\text{strain}} = \frac{333}{0.133}$$

$$= 2.5 \times 10^3 \text{ N/m}^2 \quad (1 \text{ Pa} = 1 \text{ N/m}^2)$$

### 4.3 Bulk Modulus

The bulk modulus of a solid or a fluid indicates its resistance to a change in volume. Consider a cube of some material, solid or fluid, as shown in the Fig. 8.43. We assume that all faces experience the same force  $F_n$  normal to each face. (One way to accomplish this is to immerse the body in a fluid-as long as the change in pressure over the vertical height of the cube is negligible). The pressure on the cube is defined as the normal force per unit area  $p = \frac{F_n}{A}$

The SI unit of pressure is  $\text{N/m}^2$  and is given the name Pascal (Pa).

The change in pressure  $\Delta P$  is called the volume stress and the fractional change in volume  $\Delta V / V$  called the volume strain. The bulk modulus  $B$  of the material is defined as

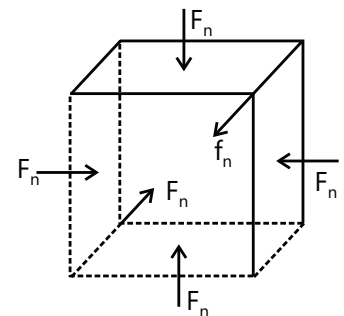
$$\text{Bulk modulus} = \frac{\text{Volumestress}}{\text{Volume strain}} \quad \text{or} \quad B = \frac{-\Delta P}{\Delta V / V}$$

The negative sign is included to make  $B$  a positive number since an increase in pressure ( $\Delta p > 0$ ) leads to a decrease in volume ( $\Delta V < 0$ ).

The inverse of  $B$  is called the compressibility factor  $k = \frac{1}{B}$

#### Elastic properties of matter

Sate	Shear Modulus	Bulk Modulus
Solid	Large	Large
Liquid	Zero	Large
Gas	Zero	Small



**Figure 8.43:** Determination of bulk modulus of an object

### MASTERJEE CONCEPTS

Bulk Modulus has very important applications in case of fluids. Actually, it has various applications in adiabatic expansion of gases. Also, while calculating speed of sound through air, one would find that it would come out to be directly proportional to square root of bulk modulus of air. (In general, speed of sound depends on elastic properties of matter. A more general statement is that mechanical waves' speed depends on elastic properties of matter)

**B Rajiv Reddy (JEE 2012, AIR 11)**

**Illustration 12:** Find the decrease in the volume of a sample of water from the following data. Initial volume = 1000 cm<sup>3</sup>, initial pressure = 10<sup>5</sup> Nm<sup>-2</sup>, final pressure = 10<sup>6</sup> Nm<sup>-2</sup>, compressibility of water = 50 × 10<sup>-11</sup> m<sup>2</sup>N<sup>-1</sup>. **(JEE MAIN)**

**Sol:** Using the formula for bulk modulus deduce the value for decrease in volume.

The change in pressure =  $\Delta P = 10^6 \text{ Nm}^{-2} - 10^5 \text{ Nm}^{-2} = 9 \times 10^5 \text{ Nm}^{-2}$ .

Compressibility =  $\frac{1}{\text{Bulk modulus}} = -\frac{\Delta V / V}{\Delta P}$  or,

$$50 \times 10^{-11} \text{ m}^2 \text{N}^{-1} = -\frac{\Delta V}{(10^{-3} \text{ m}^3) \times (9 \times 10^5 \text{ Nm}^{-2})}$$

or,  $\Delta V = -50 \times 10^{-11} \times 10^{-3} \times 9 \times 10^5 \text{ m}^3 = -4.5 \times 10^{-7} \text{ m}^3 = -0.45 \text{ cm}^3$ .

Thus the decrease in volume is 0.45 cm<sup>3</sup>.

### MASTERJEE CONCEPTS

A solid will have all the three moduli of elasticity Y, B and  $\eta$ . But in case of a liquid or a gas, only B can be defined because a liquid or a gas cannot be framed into a wire or no shear force can be applied on them. For a liquid or a gas,

$$B = \left( \frac{-dP}{dV/V} \right)$$

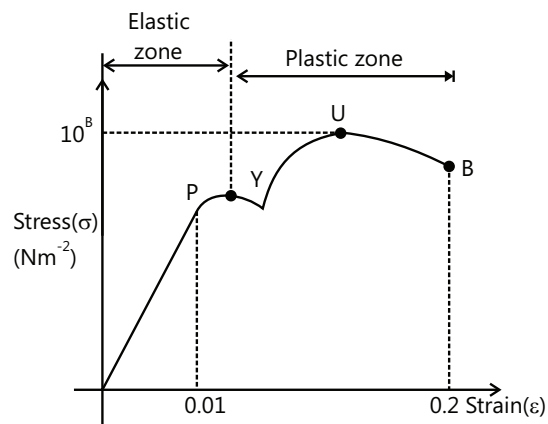
So, instead of P, we are more interested in change in pressure dP.

In case of a gas,  $B = \gamma P$

**Anand K (JEE 2011, AIR 47)**

## 5. THE STRESS-STRAIN CURVE

The stress-strain graph of a ductile metal is shown in Fig. 8.44. Initially, the strain graph is linear and it obeys the Hooke's Law up to the point P called the proportional limit. After the proportional limit, the  $\sigma - \epsilon$  graph is non-linear but it still remains elastic up to the yield point Y where the slope of the curve is zero. At the yield point, the material starts deforming under constant stress and it behaves like a viscous liquid. The yield point is the beginning of the plastic zone. After the yield point, the material starts gaining strength due to excessive deformation and this phenomenon is called strain hardening. The point U shows the



**Figure 8.44**

ultimate strength of the material. It is the maximum stress that the material can sustain without failure. After the point U the curve goes down towards the breaking point B because the calculation of the stress is based on the original cross-sectional area whereas the cross-sectional area of the sample actually decreases.

### MASTERJEE CONCEPTS

It is generally thought that strain results from stress, or many say that Hooke's law states wrong statement that stress is directly proportional to strain.

However, we must not worry because Hooke's law is correct. Going deeper to a microscopic level will help us understand better. It appears that external force cause strain in the body on which it is applied. However, stress is defined as restoring force (at equilibrium) per unit area. There can be no restoring force if there is no strain. Hence, strain is the cause and not stress. The only glitch here is that restoring force is equal to the force applied because (again not to forget) body is in equilibrium. So, it creates confusion but we must not take it for granted and understand the minute concepts.

**Yashwanth Sandupatla (JEE 2012, AIR 821)**

## 6. RELATION BETWEEN LONGITUDINAL STRESS AND STRAIN

For small deformations, longitudinal stress is directly proportional to the longitudinal strain. What if the deformation is large? The stress-strain relation gets more complicated in that case and depends on the material under study. Let's take a metal wire and a rubber piece as example and study the same.

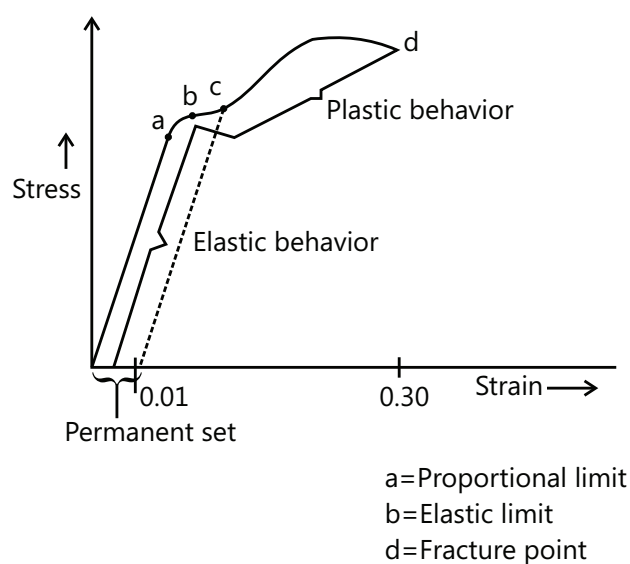
**Metal Wire:** The Fig. 8.45 shows the relation between stress and strain as the deformation gradually decreases in a stretched wire.

Up to a strain  $< 0.01$ , Hooke's law is valid and Young's modulus is defined. Point a represents proportional limit up to which stress is proportional to strain.

Point b is called the yield point or elastic limit up to which stress is not proportional to strain (a to b) but elasticity still holds true.

The wire shows plastic behavior after point b where there is a permanent deformation in the wire and it does not return back to its original dimensions.

The wire breaks at d which is the fracture point if stretched beyond point c. The corresponding stress is called breaking stress.



**Figure 8.45:** Graph of Stress versus Strain

### MASTERJEE CONCEPTS

If large deformation takes place between the elastic limit and the fractured point, the material is called ductile. If it breaks soon after the elastic limit is crossed, it is called brittle.

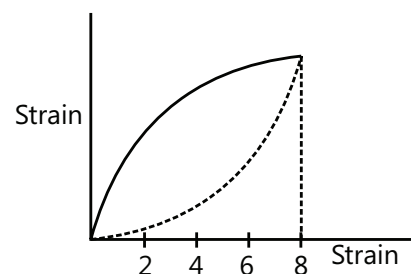
**Yashwanth Sandupatla (JEE 2012, AIR 821)**



**Rubber:** Vulcanized rubber shows a very different stress-strain behavior. It remains elastic even if it is stretched to 8 times its original length. There are 2 important phenomena to note from the above Fig 8.46. Firstly, stress is nowhere proportional to strain during deformation. Secondly, when external forces are removed, body comes back to original dimensions but it follows a different retracing path.

The work done by the material in returning to its original shape is less than the work done by the deforming force when it was deformed. A particular amount of energy is, thus, absorbed by the material in the cycle which appears as heat. This phenomenon is called elastic hysteresis.

Elastic hysteresis has an important application in shock absorbers.



**Figure 8.46:** Stress versus Strain curve for rubber

### MASTERJEE CONCEPTS

The material which has smaller value of  $Y$  is more ductile, i.e., it offers less resistance in forming it into a wire. Similarly, the material having the smaller value of  $B$  is more malleable. Thus, for making wire, we choose a material having less value of  $Y$ .

**GV Abhinav (JEE 2012, AIR 329)**

## 7. POISSON'S RATIO

When a longitudinal force is applied on a wire, its length increases but its radius decreases. Thus two strains are produced by a single force.

(a) Longitudinal strain =  $\frac{\Delta l}{l}$  and (b) Lateral strain =  $\frac{\Delta R}{R}$

The ratio of these two strains is called the Poisson's ratio.

Thus, the Poisson's ratio  $\sigma = \frac{\text{Lateral strain}}{\text{Longitudinal strain}} = -\frac{\Delta R / R}{\Delta l / l}$

Negative sign in  $\sigma$  indicates that radius of the wire decreases as the length increases.

### MASTERJEE CONCEPTS

Relation between  $Y$ ,  $B$ ,  $\eta$  and  $\sigma$  : Following are some relations between the four

(a)  $B = \frac{Y}{3(1-3\sigma)}$     (b)  $\eta = \frac{Y}{2(1+\sigma)}$     (c)  $\sigma = \frac{3B-2\eta}{2\eta+6B}$     (d)  $\frac{9}{Y} = \frac{1}{B} + \frac{3}{\eta}$

**Anurag Saraf (JEE 2011, AIR 226)**

## 8. ELASTIC POTENTIAL ENERGY OF A STRAINED BODY

When a body is in its natural shape, potential energy due to molecular forces is minimum and assumed to be zero. When deformed, internal forces come into existence and work is done against these forces. Thus potential energy of the body increases. This is called elastic potential energy.

## 8.1 Work Done in Stretching a Wire

If a force  $F$  is applied along the length of a wire of length  $l$ , area of cross-section  $A$  and Young's modulus  $Y$ , such that the wire is extended through a small length  $x$ , then  $Y = \frac{Fl}{Ax}$  or  $F = \frac{YAx}{l}$

The work done,  $W$ , in extending the wire through length  $\Delta l$  is given by

$$W = \int_0^{\Delta l} F dx = \frac{YA}{l} \int_0^{\Delta l} x dx = \frac{YA(\Delta l)^2}{2l} = \frac{1}{2} \left( \frac{Y\Delta l}{l} \right) \left( \frac{\Delta l}{l} \right) (Al) = \frac{1}{2} \times \text{stress} \times \text{strain} \times \text{volume}$$

$$\text{Also } W = \frac{1}{2} \left( \frac{Y A \Delta l}{l} \right) \Delta l = \frac{1}{2} \times \text{force} \times \text{extension}$$

This work is stored in the wire as elastic potential energy.

$$\text{Work done per unit volume} = \frac{1}{2} \left[ \frac{Y\Delta l}{l} \right] \times \frac{\Delta l}{l} = \frac{1}{2} \times Y \times (\text{strain})^2 = \frac{1}{2} \times \text{stress} \times \text{strain}.$$

**Illustration 13:** Spring is stretched by 3 cm when a load of  $5.4 \times 10^6$  dyne is suspended from it. Work done will be

- (A)  $8.1 \times 10^6$  J                      (B)  $8 \times 10^6$  J                      (C)  $8.0 \times 10^6$  ergs                      (D)  $8.1 \times 10^6$  ergs                      **(JEE MAIN)**

**Sol:** Work done in stretching the spring is equal to the elastic potential energy stored in the spring.

$$(D) W = \frac{1}{2} \times \text{load} \times \text{elongation} \quad W = 8.1 \times 10^6 \text{ ergs} = 0.81 \text{ J}$$

**Illustration 14:** A steel wire of length 2.0 m is stretched through 2.0 mm. The cross-sectional area of the wire is  $4.0 \text{ mm}^2$ . Calculate the elastic potential energy stored in the wire in the stretched condition. Young modulus of steel =  $2.0 \times 10^{11} \text{ N/m}^2$ . **(JEE MAIN)**

**Sol:** We know the formula to find the elastic potential energy stored per unit volume of the wire. Calculate the volume of the wire and find the energy stored in the entire wire.

$$\text{The strain in the wire } \frac{\Delta l}{l} = \frac{2.0 \text{ mm}}{2.0 \text{ m}} = 10^{-3}.$$

$$\text{The stress in the wire} = Y \times \text{strain} = 2.0 \times 10^{11} \text{ N m}^{-2} \times 10^{-3} = 2.0 \times 10^8 \text{ N/m}^2.$$

$$\text{The volume of the wire} = (4 \times 10^{-6} \text{ m}^2) \times (2.0 \text{ m}) = 8.0 \times 10^{-6} \text{ m}^3.$$

$$\begin{aligned} \text{The elastic potential energy stored} &= \frac{1}{2} \times \text{stress} \times \text{strain} \times \text{volume} \\ &= \frac{1}{2} \times 2.0 \times 10^8 \text{ N m}^{-2} \times 10^{-3} \times 8.0 \times 10^{-6} \text{ m}^3 = 0.8 \text{ J} \end{aligned}$$

### MASTERJEE CONCEPTS

This energy can also be thought of as elastic potential energy of a spring. You just need to calculate spring constant.

A simple way would be considering  $\Delta l = x$  and rearranging terms of Hooke's law in the form of  $F = -kx$ .

Remember  $F$  here is restoring force. Now energy is simply  $\frac{1}{2} kx^2$

**Vijay Senapathi (JEE 2011, AIR 71)**

## 9. THERMAL STRESS AND STRAIN

A body expands or contracts whenever there is an increase or decrease in temperature. No stress is induced when the body is allowed to expand and contract freely. But when deformation is obstructed, stresses are induced. Such stresses are called thermal/ temperature stresses. The corresponding strains are called thermal/temperature strains.

Consider a rod AB fixed at two supports as shown in Fig. 8.47.

Let  $l$  = Length of rod

$A$  = Area of cross-section of the rod

$Y$  = Young's modulus of elasticity of the rod

And  $\alpha$  = Thermal coefficient of linear expansion of the rod

Let the temperature of the rod is increased by an amount  $t$ . The length of the rod would have increased by an amount  $\Delta l$ , if it were not fixed at two supports. Hence  $\Delta l = l\alpha t$

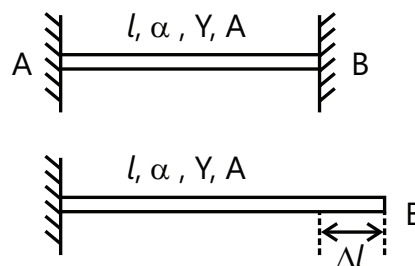
But since the rod is fixed at the supports, a compressive strain will be produced in the rod. Because at the increased temperature, the natural length of the rod is  $l + \Delta l$ , while being fixed at two supports its actual length is  $l$ .

Hence, thermal strain  $\epsilon = \frac{\Delta l}{l} = \frac{l\alpha t}{l} = \alpha t$  or  $\epsilon = \alpha t$

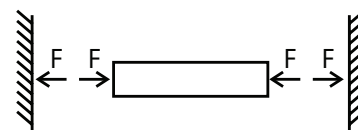
Therefore, thermal stress  $\sigma = Y\epsilon$  (stress =  $Y \times$  strain)

or  $\sigma = Y\alpha t$  or force on the supports,  $F = \sigma A = Y\alpha A t$

This force  $F$  is in the direction shown:



**Figure 8.47:** Thermal expansion of a rod



**Figure 8.48:** Thermal stress on a rod

**Illustration 16:** A wire of cross sectional area  $3 \text{ mm}^2$  is just stretched between two fixed points at a temperature of  $20^\circ\text{C}$ . Determine the tension when the temperature falls to  $20^\circ\text{C}$ . Coefficient of linear expansion  $\alpha = 10^{-5} / ^\circ\text{C}$  and  $Y = 2 \times 10^{11} \text{ N/m}^2$ . **(JEE MAIN)**

- (A) 120 kN      (B) 20 N      (C) 120 N      (D) 12 N

**Sol:** Thermal stress is equal to product of young's modulus and thermal strain. Tension is product of area of cross-section and stress.

$$(C) F = Y A \alpha \Delta t = 2 \times 10^{11} \times 3 \times 10^{-6} \times 10^{-5} \times 20; \quad F = 120 \text{ N}$$

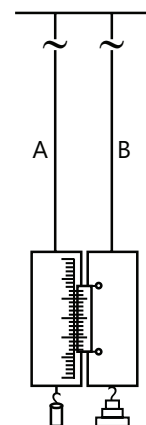
## 10. DETERMINATION OF YOUNG'S MODULUS IN LABORATORY

The given Fig. 8.49 shows an experimental set up of a simple method to determine Young's modulus in laboratory. A 2-3 metres long wire is suspended from a fixed support. It carries a graduated scale and below it a heavy fixed load. This load keeps the wire straight. Wire A is the reference wire whereas wire B serves as the experimental wire. A Vernier scale is placed at the end of the experimental wire.

Now the stress due to the weight  $Mg$  at the end is

$$\text{Stress} = \frac{Mg}{\pi r^2} \quad \text{and} \quad \text{strain} = \frac{l}{L}; \quad \text{Thus,} \quad Y = \frac{MgL}{\pi r^2 l}$$

All the quantities on the right-hand side are known and hence Young's modulus  $Y$  may be calculated.



**Figure 8.49:** Searle's method for determination of young's modulus

## PROBLEM-SOLVING TACTICS

- Be careful while using the Hooke's law of elasticity. Always remember that this law is not valid for an elastic material when it is stretched beyond its elastic limit. Stress is proportional to strain only when the material is stretched up to a certain limit.
- Always keep the stress-strain graph in mind while solving elasticity problems.
- The extent of ductility of a material can be calculated using the strain formulae. Greater the elongation, greater the ductility of the material. This concept can be used in questions where one is asked to arrange the elastic material in the order of increasing brittleness or ductility.
- Conservation of energy principle can be used to solved many problems where elastic potential energy gets converted to other forms of energy in the given problem system.
- Elongation and compression can be thought as analogous to a spring (refer to MasterJEE concept to how to do it) in appropriate limits.
- Direct questions may be asked on relation between Poisson's ratio and modulus of elasticity, so it would be nice if you learn them.

## FORMULAE SHEET

### Elasticity:

**Stress:** Stress ( $\sigma$ ) =  $\frac{\text{Restoring force}}{\text{Area}}$

SI units =  $\text{N/m}^2$

Normal/ longitudinal stress  $s_n = \frac{F_n}{A}$

$F_n$  is the normal force

$A$  is the cross-sectional area

Tangential / shearing stress  $s_t = \frac{F_t}{A}$

$F_t$  is the tangential force

Volume stress  $s_v = \frac{F}{A}$

**Note:** This is the stress developed when body is immersed in a liquid.

**Strain:** Longitudinal strain  $\varepsilon = \frac{\Delta l}{l}$

Volumetric strain  $\varepsilon = \frac{\Delta V}{V}$

$\Delta l$  and  $\Delta V$  are change in length and volume respectively.

Shearing strain  $\varepsilon = \frac{\Delta X}{X}$

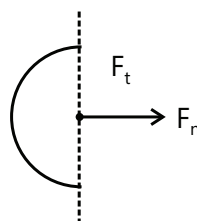


Figure 8.50

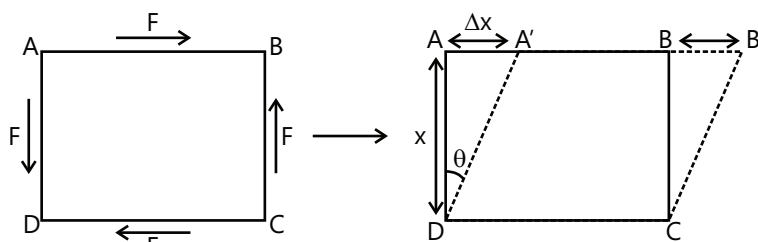


Figure 8.51

**Hooke's Law:** stress  $\propto$  strain

stress = (E) (strain) (E is modulus of elasticity)

E is constant for a particular type of strain for a particular material. SI unit of E is N/m<sup>2</sup>.

**Young's modulus of elasticity (Y)**  $Y = \frac{\text{longitudinal stress}}{\text{Longitudinal strain}} = \frac{(F_n / A)}{(\Delta l / l)}$

**Bulk modulus of elasticity (B)**  $B = \frac{-\text{Volumestress}}{\text{Volume strain}} = \frac{-F / A}{\Delta V / V} = \frac{-P}{\Delta V / V}$

For a liquid or gas  $B = -\frac{dp}{(dV / V)}$

**Compressibility** =  $\left(\frac{1}{\beta}\right)$

**Modulus of rigidity ( $\eta$ )**  $\eta = \frac{\text{shearing stress}}{\text{shearing strain}} = \frac{F_t / A}{(\Delta x / x)} = \frac{F_t / A}{\theta}$  (See Fig. 8.52)

**Elastic potential energy stored per unit volume in a stretched wire**

$$u = \frac{1}{2} (\text{stress} \times \text{strain})$$

**Thermal stress and strain**  $\epsilon = \frac{\Delta l}{l} = \alpha \Delta T$

$$Y = \frac{\sigma}{\epsilon} = \frac{F}{A \epsilon} = \frac{F}{A \alpha \Delta T}$$

$\alpha$  is thermal coefficient of linear expansion of rod.  $\Delta T$  is change in temperature of the rod.

**Variation of density with pressure:** As pressure on a body increases, its density also increases. When pressure increases by  $dp$ , the new density  $\rho'$  in terms of the previous density  $\rho$  is  $\rho' = \frac{\rho}{1 - \frac{dp}{B}}$  where B is the Bulk modulus.

**Poisson's ratio:** As the length of a wire of circular cross-section increases, its radius decreases.

Poisson's ratio is defined as  $\sigma = \frac{\text{lateral strain}}{\text{longitudinal strain}} = -\frac{\Delta R / R}{\Delta l / l}$

Relation between Y, B,  $\eta$  and  $\sigma$

$$B = \frac{Y}{3(1 - 2\sigma)}; \quad \sigma = \frac{3B - 2\eta}{2\eta + 6B}; \quad \eta = \frac{Y}{2(1 + \sigma)}; \quad \frac{9}{Y} = \frac{1}{B} + \frac{3}{\eta}$$

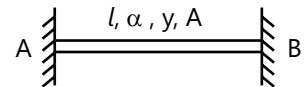


Figure 8.52

## Solved Examples

### JEE Main/Boards

**Example 1:** A steel wire of length 4 m and diameter 5 mm is stretched by 5 kg-wt. Find the increase in its length, if the Young's modulus of steel is  $2.4 \times 10^{12}$  dyne/cm<sup>2</sup>.

**Sol:** From the formula for Young's modulus deduce the change in length.

Here,  $l = 4 \text{ m} = 400 \text{ cm}$ ,  $2r = 5 \text{ mm}$

or  $r = 2.5 \text{ mm} = 5 \text{ mm}$

$F = 5 \text{ kg-wt} = 5000 \text{ g-wt} = 5000 \times 980 \text{ dyne}$

$\Delta l = ?$ ,  $Y = 2.4 \times 10^{12} \text{ dyne/cm}^2$

$$\text{As } Y = \frac{F}{\pi r^2} \times \frac{l}{\Delta l}$$

$$\Delta l = \frac{(5000 \times 980) \times 400}{(22/7) \times (0.25)^2 \times 2.4 \times 10^{12}} = 0.0041 \text{ cm}$$

$$\Delta l = 4.1 \times 10^{-5} \text{ m}$$

**Example 2:** One end of a wire 2 m long and 0.2 cm<sup>2</sup> in cross section is fixed in a ceiling and a load of 4.8 kg is attached to the free end. Find the extension of the wire. Young's modulus of steel =  $2.0 \times 10^{11} \text{ N/m}^2$ .

Take  $g = 10 \text{ m/s}^2$ .

**Sol:** From the formula for Young's modulus deduce the extension in wire.

$$\text{We have } Y = \frac{\text{stress}}{\text{strain}} = \frac{T/A}{l/L}$$

With symbols having their usual meanings. The

$$\text{extension is } l = \frac{TL}{AY}$$

As the load is in equilibrium after the extension, the tension in the wire is equal to the weight of the load =  $4.8 \text{ kg} \times 10 \text{ ms}^{-2} = 48 \text{ N}$

$$\text{Thus, } l = \frac{(48 \text{ N})(2 \text{ m})}{(0.2 \times 10^{-4} \text{ m}^2) \times (2.0 \times 10^{11} \text{ Nm}^{-2})}$$

$$= 2.4 \times 10^{-5} \text{ m.}$$

**Example 3:** A steel wire 4.0 m in length is stretched through 2.0 mm. The cross-sectional area of the wire is  $2.0 \text{ mm}^2$ . If Young's modulus of steel is  $2.0 \times 10^{11} \text{ N/m}^2$ .

Find

(a) The energy density of wire,

(b) The elastic potential energy stored in the wire.

**Sol:** Find the stress and strain and use the formula for energy density. Product of energy density and volume is energy stored in entire wire.

Here,  $l = 4.0 \text{ m}$ ,  $\Delta l = 2 \times 10^{-3} \text{ m}$ ,

$A = 2.0 \times 10^{-6} \text{ m}^2$ ,  $Y = 2.0 \times 10^{11} \text{ N/m}^2$

(a) The energy density of stretched wire

$$\begin{aligned} U &= \frac{1}{2} \times \text{stress} \times \text{strain} = \frac{1}{2} \times Y \times (\text{strain})^2 \\ &= \frac{1}{2} \times 2.0 \times 10^{11} \times \left( \frac{2 \times 10^{-3}}{4} \right)^2 \\ &= 0.25 \times 10^5 = 2.5 \times 10^4 \text{ J/m}^3. \end{aligned}$$

(b) Elastic potential energy = energy density  $\times$  volume =  $2.5 \times 10^4 \times (2.0 \times 10^{-6}) \times 4.0 \text{ J}$

$$= 20 \times 10^{-2} = 0.20 \text{ J}$$

**Example 4:** The bulk modulus of water is

$$2.3 \times 10^9 \text{ N/m}^2.$$

(a) Find its compressibility.

(b) How much pressure in atmosphere is needed to compress a sample of water by 0.1%?

**Sol:** Compressibility is inverse of bulk modulus. From the formula for bulk modulus deduce the change in pressure required to produce the given change in volume.

Here,  $B = 2.3 \times 10^9 \text{ N/m}^2$

$$= \frac{2.3 \times 10^9}{1.01 \times 10^5} \text{ atm} = 2.27 \times 10^4 \text{ atm}$$

(a) Compressibility =  $\frac{1}{B}$

$$= \frac{1}{2.27 \times 10^4} = 4.4 \times 10^{-5} \text{ atm}^{-1}$$

(b) Here,  $\frac{\Delta V}{V} = -0.1\% = -0.001$

Required increase in pressure,

$$\Delta P = B \times \left( -\frac{\Delta V}{V} \right)$$

$$= 2.27 \times 10^4 \times 0.001 = 22.7 \text{ atm}$$

**Example 5:** One end of a nylon rope of length 4.5 m and diameter 6 mm is fixed to a tree-limb. A monkey weighing 100 N jumps to catch the free end and stays there. Find the elongation of the rope and the corresponding change in the diameter. Young's modulus of nylon =  $4.8 \times 10^{11} \text{ Nm}^{-2}$  and Poisson ratio of nylon = 0.2.

**Sol:** From the formula for Young's modulus deduce the change in length of the rope. From the formula for Poisson ratio deduce the change in diameter.

As the monkey stays in equilibrium, the tension in the rope equals the weight of the monkey. Hence,

$$Y = \frac{\text{stress}}{\text{strain}} = \frac{T/A}{l/L} \text{ or } l = \frac{TL}{AY}$$

or, elongation

$$l = \frac{(100 \text{ N}) \times (4.5 \text{ m})}{(\pi \times 9 \times 10^{-6} \text{ m}^2) \times (4.8 \times 10^{11} \text{ Nm}^{-2})}$$

$$= 3.32 \times 10^{-5} \text{ m}$$

$$\text{Again, Poisson ratio} = \frac{\Delta d/d}{l/L} = \frac{(\Delta d)L}{ld}$$

$$\text{or, } 0.2 = \frac{\Delta d \times 4.5 \text{ m}}{(3.32 \times 10^{-5} \text{ m}) \times (6 \times 10^{-3} \text{ m})}$$

$$\text{or, } \Delta d = \frac{0.2 \times 6 \times 3.32 \times 10^{-8} \text{ m}}{4.5} = 8.8 \times 10^{-9} \text{ m}$$

**Example 6:** A solid lead sphere of volume  $0.5 \text{ m}^3$  is taken in the ocean to a depth where the water pressure is  $2 \times 10^7 \text{ N/m}^2$ . If the bulk modulus of lead is  $7.7 \times 10^9 \text{ N/m}^2$ . Find the fractional change in the radius of the sphere.

**Sol:** From the formula for bulk modulus deduce the change in volume for the given increase in pressure.

$$V = \frac{4}{3}\pi r^3 \Rightarrow \frac{\Delta r}{r} = \frac{1}{3} \frac{\Delta V}{V}$$

$$\text{Bulk modulus } K = - \frac{\Delta P}{(\Delta V/V)}$$

$$\text{or } \frac{\Delta V}{V} = - \frac{\Delta P}{K}$$

$$\text{or } \frac{\Delta r}{r} = - \frac{1}{3} \frac{\Delta P}{K} = - \frac{1}{3} \times \frac{2 \times 10^7}{7.7 \times 10^9}$$

$$= -0.87 \times 10^{-3}.$$

The negative sign indicates that the radius decreases.

**Example 7:** Find the greatest length of steel wire that can hang vertically without breaking. Breaking stress of steel =  $8.0 \times 10^8 \text{ N/m}^2$ .

$$\text{Density of steel} = 8.0 \times 10^3 \text{ kg/m}^3.$$

$$\text{Take } g = 10 \text{ m/s}^2.$$

**Sol:** Breaking stress gives the maximum weight per unit area of cross-section that the wire can withstand.

Let  $l$  be the length of the wire that can hang vertically without breaking. Then the stretching force on it is equal to its own weight. If therefore,  $A$  is the area of cross-section and  $\rho$  is the density, then

$$\text{Maximum stress } (s_m) = \frac{\text{weight}}{A}$$

$$\left( \text{stress} = \frac{\text{force}}{\text{area}} \right) \text{ or } \sigma_m = \frac{(A\rho)g}{A}$$

$$\therefore l = \frac{\sigma_m}{\rho g} \text{ Substituting the values}$$

$$l = \frac{8.0 \times 10^8}{(8.0 \times 10^3)(10)} = 10^4 \text{ m}$$

**Example 8:** A copper wire of negligible mass, length 1 m and cross-sectional area  $10^{-6} \text{ m}^2$  is kept on a smooth horizontal table with one end fixed. A ball of mass 1 kg is attached to the other end. The wire and the ball are rotating with an angular velocity of 20 rad/s. If the elongation in the wire is  $10^{-3} \text{ m}$ , obtain the Young's modulus of copper. If on increasing the angular velocity to 100 rad/s, the wire breaks down, obtain the breaking stress.

**Sol:** The stress developed in the wire will be due to the centrifugal force. Ratio of stress and strain is the Young's modulus. The breaking stress will be due to the centrifugal force at increased angular velocity.

The stretching force developed in the wire due to rotation of the ball is

$$F = mr\omega^2 = 1 \times 1 \times (20)^2 = 400 \text{ N}$$

$$\text{Stress in the wire} = \frac{F}{A} = \frac{400}{10^{-6}} \text{ N/m}^2 \text{ Strain in the wire}$$

$$= \frac{10^{-3}}{1} = 10^{-3}$$

$$Y = \frac{\text{Stress}}{\text{Strain}} = \frac{400}{10^{-6} \times 10^{-3}} = 4 \times 10^{11} \text{ N/m}^2$$

$$\text{Breaking stress} = \frac{1 \times 1 \times (100)^2}{10^{-6}} = 10^{10} \text{ N/m}^2.$$

**Example 9:** (a) A wire 4 m long and 0.3 mm in diameter is stretched by a force of 100 N. If extension in the wire is 0.3 mm, calculate the potential energy stored in the wire.

(b) Find the work done in stretching a wire of cross-section  $1 \text{ mm}^2$  and length 2 m through 0.1 mm, Young's modulus for the material of wire is  $2.0 \times 10^{11} \text{ N/m}^2$ .

**Sol:** Work done in stretching the wire is equal to the elastic potential energy stored in the wire. (a) Energy stored

$$U = \frac{1}{2}(\text{stress})(\text{strain})(\text{volume})$$

$$\text{or } U = \frac{1}{2} \left( \frac{F}{A} \right) \left( \frac{\Delta l}{l} \right) (Al) = \frac{1}{2} F \cdot \Delta l$$

$$= \frac{1}{2} (100) (0.3 \times 10^{-3}) = 0.015 \text{ J}$$

(b) Work done = potential energy stored

$$= \frac{1}{2} k (\Delta l)^2 = \frac{1}{2} \left( \frac{YA}{l} \right) (\Delta l)^2 \left( \text{as } k = \frac{YA}{l} \right)$$

Substituting the values, we have

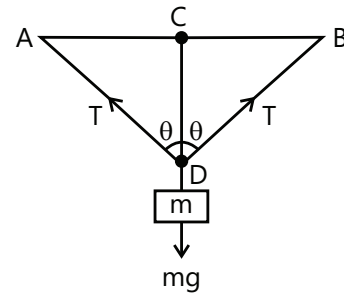
$$W = \frac{1}{2} \frac{(2.0 \times 10^{11})(10^{-6})}{(2)} (0.1 \times 10^{-3})^2$$

$$= 5.0 \times 10^{-4} \text{ J}$$

**Example 10:** A steel wire of diameter 0.8 mm and length 1 m is clamped firmly at two points A and B which are 1 m apart and in the same horizontal plane. A body is hung from the middle point of the wire such that the middle point sags 1 cm lower from the original position. Calculate the mass of the body. Given Young's modulus of the material of wire =  $2 \times 10^{12} \text{ dynes/cm}^2$ .

**Sol:** Tension in the wire is the product of stress and area of cross-section. Stress is the product of Young's modulus and strain. The vertical components of tensions in the two parts of the wire will balance the weight of the body hung from the wire.

Let the body be hung from the middle point C so that it sags through 1 cm to the point D as shown in the figure.



$$\therefore AD^2 = AC^2 + CD^2 = (50)^2 + (1)^2$$

$$\text{or } AD = 50.01 \text{ cm}$$

$$\text{Increase in length} = 0.01 \text{ cm}$$

$$\text{Strain} = \frac{0.01}{50} = 2 \times 10^{-4}$$

$$\text{Stress} = 2 \times 10^{12} \times 2 \times 10^{-4}$$

$$\therefore \text{Stress} = 4 \times 10^8 \text{ dynes/cm}^2$$

$$\text{Tension } T = \text{Stress} \times \text{Area of cross-section}$$

$$= 4 \times 10^8 \times \pi \times (0.08)^2$$

Since the mass  $m$  is in equilibrium

$$mg = 2T \cos \theta \text{ or } m = \frac{2T \cos \theta}{g}$$

$$= \frac{2 \times 4 \times 10^8 \times \pi \times (0.08)^2 \times (1/50.01)}{980} = 82 \text{ gm.}$$

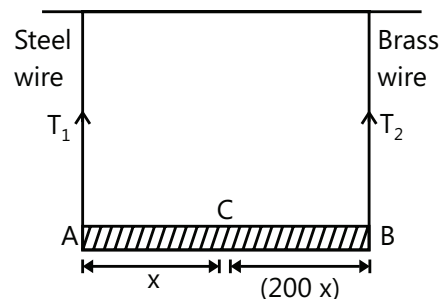
## JEE Advanced/Boards

**Example 1:** A light rod of length 200 cm is suspended from the ceiling horizontally by means of two vertical wires of equal length tied to its ends. One of the wires is made of steel and is of cross-section  $0.1 \text{ sq cm}$  and the other is of brass of cross-section  $0.2 \text{ sq cm}$ . Find the position along the rod at which a weight may be hung to produce (a) equal stresses in both wires and (b) equal strains in both wires.

$$(Y_{\text{brass}} = 10 \times 10^{11} \text{ dynes/cm}^2.$$

$$Y_{\text{steel}} = 20 \times 10^{11} \text{ dynes/cm}^2).$$

**Sol:** Net torque of the tensions in the wires about the point of suspension of the weight on the rod must be zero.





Let AB be the rod and let C be the point at which the weight is hung.

(a) Stress in steel wire =  $\frac{T_1}{0.1}$

Stress in brass wire =  $\frac{T_2}{0.2}$

As the two stresses are equal,

$$\frac{T_1}{0.1} = \frac{T_2}{0.2} \text{ or } \frac{T_1}{T_2} = 0.5 \quad \dots (i)$$

Taking moments about C,

$$T_1 = T_2 (200 - x) \text{ or } \frac{T_1}{T_2} = \frac{200 - x}{x} \quad \dots (ii)$$

Equations (i) and (ii) give

$$\frac{200 - x}{x} = 0.5$$

Or  $x = 133.3 \text{ cm} = 1.33 \text{ m}$

(b) Strain =  $\frac{\text{Stress}}{Y} = \frac{T}{AY}$

As the strain in both wires are equal,

$$\frac{T_1}{A_1 Y_1} = \frac{T_2}{A_2 Y_2} \text{ or } \frac{T_1}{T_2} = \frac{A_1 Y_1}{A_2 Y_2} = \frac{0.1 \times 20 \times 10^{11}}{0.2 \times 10 \times 10^{11}}$$

$$\therefore T_1 = T_2$$

Now,  $T_1 x = T_2 (200 - x) \Rightarrow x = 200 - x$

or  $x = 100 \text{ cm} = 1 \text{ m}$ .

**Example 2:** A rod AD, consisting of three segments AB, BC and CD joined together, is hanging vertically from a fixed support at A. The lengths of the segments are respectively 0.1 m, 0.2 m and 0.15 m. The cross-section of the rod is uniformly equal to  $10^{-4} \text{ m}^2$ . A weight of 10 kg is hung from D. Calculate the displacements of the points B, C and D using the data on Young's moduli given below (neglect the weight of the rod).

$$Y_{AB} = 2.5 \times 10^2 \text{ N/m},$$

$$Y_{BC} = 4.0 \times 10^2 \text{ N/m and}$$

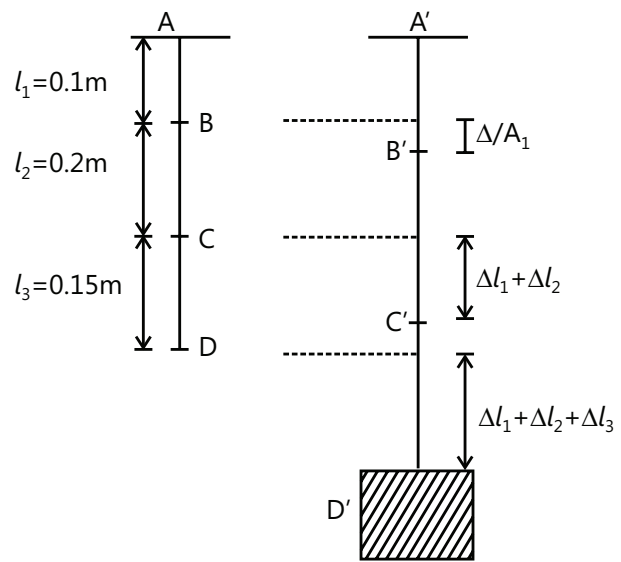
$$Y_{CD} = 1.0 \times 10^2 \text{ N/m}$$

**Sol:** From the formula for Young's modulus deduce the elongation in each segment of the wire.

We know that

$$\Delta l = \frac{mg l}{AY} = \frac{10 \times 9.8 \times 0.1}{10^{-4} \times 2.5 \times 10^{10}} = 3.92 \times 10^{-6} \text{ m}$$

This is the displacement of B.



For segment BC:

$$\Delta l_2 = \frac{10 \times 9.8 \times 0.2}{10^{-4} \times 4.0 \times 10^{10}} = 4.9 \times 10^{-6} \text{ m}$$

Displacement of C =  $\Delta l_1 + \Delta l_2$

$$= 4.9 \times 10^{-6} \text{ m}$$

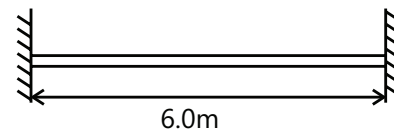
For segment CD:

$$\Delta l_3 = \frac{10 \times 9.8 \times 0.15}{10^{-4} \times 1.0 \times 10^{10}} = 14.7 \times 10^{-6} \text{ m}$$

Displacement of D =  $\Delta l_1 + \Delta l_2 + \Delta l_3$

$$= 23.52 \times 10^{-6} \text{ m}.$$

**Example 3:** A steel rod of length 6.0 m and diameter 20 mm is fixed between two rigid supports. Determine the stress in the rod, when the temperature increases by  $80^\circ \text{C}$  if



(a) The ends do not yield

(b) The ends yield by 1 mm.

Take  $Y = 2.0 \times 10^6 \text{ kg/cm}^2$

And  $\alpha = 12 \times 10^{-6} \text{ per } ^\circ \text{C}$ .

**Sol:** Rise in temperature causes thermal strain and thermal stress. Use the formula for coefficient of thermal expansion to obtain thermal strain. Thermal stress is the product of Young's modulus and thermal strain.

Given, length of the rod  $l = 6 \text{ m}$

Diameter of the rod  $d = 20 \text{ mm} = 2 \text{ cm}$

Increase in temperature  $t = 80^\circ\text{C}$

Young's modulus  $Y = 2.0 \times 10^6 \text{ kg/cm}^2$

And thermal coefficient of linear expansion

$$\alpha = 12 \times 10^{-6} \text{ per } ^\circ\text{C}$$

(a) When the ends do not yield

Let,  $s_1 =$  stress in the rod

Using the relation  $\sigma = \alpha t Y$

$$\therefore s_1 = (12 \times 10^{-6}) (80) (2 \times 10^6)$$

$$= 1920 \text{ kg/cm}^2 = 19.2 \times 10^6 \text{ N}$$

(b) When the ends yield by 1 mm

Increase in length due to increase in temperature  $\Delta l = \alpha t l$

Of this 1mm or 0.1 cm is allowed to expand. Therefore, net compression in the rod

$$\Delta l_{\text{net}} = (l t - 0.1)$$

or compressive strain in the rod,

$$\epsilon = \frac{\Delta l_{\text{net}}}{l} = \left( \alpha t - \frac{0.1}{l} \right)$$

$$\therefore \text{Stress } s_2 = Y \epsilon = Y \left( \alpha t - \frac{0.1}{l} \right)$$

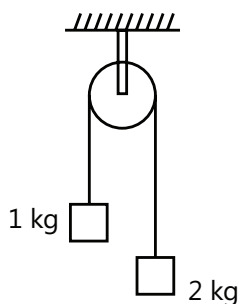
Substituting the values,

$$s_2 = 2 \times 10^6 \left( 12 \times 10^{-6} \times 80 - \frac{0.1}{600} \right)$$

$$= 1587 \text{ kg/cm}^2 = 15.8 \times 10^6 \text{ N}$$

**Example 4:** Two blocks of masses 1 kg and 2 kg are connected by a metal wire going over a smooth pulley as shown in figure. The breaking stress of the metal is  $2 \times 10^9 \text{ Nm}^{-2}$ . What should be the minimum radius of the wire used if it is not to break?

Take  $g = 10 \text{ ms}^{-2}$ .



**Sol:** Find the tension in the metal wire due to the masses connected to it. The stress due to tension should not exceed the breaking stress.

The stress in the wire

$$= \frac{\text{Tension}}{\text{Area of crosssection}}$$

To avoid breaking, this stress should not exceed the breaking stress.

Let the tension in the wire be  $T$ . The equations of motion of the two blocks are,

$$T - 10 \text{ N} = (1 \text{ kg}) a \quad \text{and} \quad 20 \text{ N} - T = (2 \text{ kg}) a$$

Eliminating  $a$  from these equations,

$$T = (40/3) \text{ N}$$

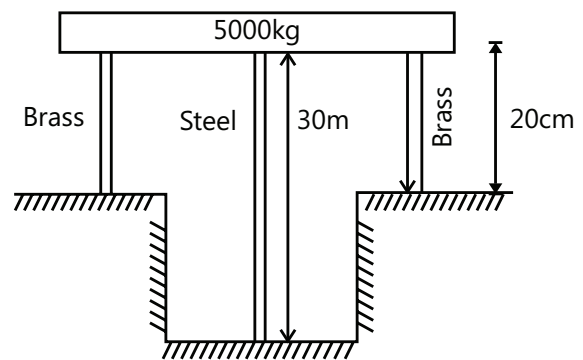
$$\text{The stress} = \frac{(40/3) \text{ N}}{\pi r^2}$$

If the minimum radius needed to avoid breaking is  $r$ ,

$$2 \times 10^9 \frac{\text{N}}{\text{m}^2} = \frac{(40/3) \text{ N}}{\pi r^2}$$

Solving this,  $r = 4.6 \times 10^{-5} \text{ m}$ .

**Example 5:** A steel rod of cross-sectional area  $16 \text{ cm}^2$  and two brass rods each of cross-sectional area  $10 \text{ cm}^2$  together support a load of  $5000 \text{ kg}$  as shown in figure. Find the stress in the rods. Take  $Y$  for steel  $= 2.0 \times 10^6 \text{ kg/cm}^2$  and for brass  $= 1.0 \times 10^6 \text{ kg/cm}^2$



**Sol:** Compression in the length of steel and brass rods is equal. From the formula for Young's modulus deduce the compression in length of each rod and equate them to get the relation between respective stresses.

Given area of steel rod  $A_s = 16 \text{ cm}^2$

Area of two brass rods

$$A_b = 2 \times 10 = 20 \text{ cm}^2$$

Load,  $F = 5000 \text{ kg}$

$Y$  for steel  $Y_s = 2.0 \times 10^6 \text{ kg/cm}^2$

for brass  $Y_B = 1.0 \times 10^6 \text{ kg/cm}^2$

Length of steel rod  $l_S = 30 \text{ cm}$

Length of steel rod  $l_B = 20 \text{ cm}$

Let  $s_S = \text{stress in steel}$

and  $\sigma_B = \text{stress in brass}$

Decrease in length of steel rod = decrease in length of brass rod

$$\text{or } \frac{\sigma_S}{Y_S} \times l_S = \frac{\sigma_B}{Y_B} \times l_B$$

$$\text{or } s_S = \frac{Y_S}{Y_B} \times \frac{l_B}{l_S} \times \sigma_B$$

$$= \frac{2.0 \times 10^6}{1.0 \times 10^6} \times \frac{20}{30} \times \sigma_B$$

$$\therefore s_S = \frac{4}{3} \sigma_B \quad \dots (i)$$

Now, using the relation,

$$F = s_S A_S + \sigma_B A_B \text{ or}$$

$$5000 = s_S \times 16 + \sigma_B \times 20 \quad \dots (ii)$$

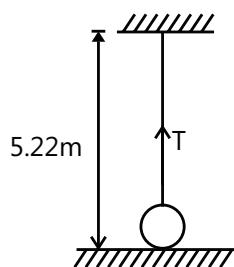
Solving eq. (i) and (ii), we get

$$\sigma_B = 120.9 \text{ kg/cm}^2 \text{ and } s_S = 161.2 \text{ kg/cm}^2$$

**Example 6:** A sphere of radius 0.1 m and mass  $8\pi \text{ kg}$  is attached to the lower end of a steel wire length 5.0 m and diameter  $10^{-3} \text{ m}$ . The wire is suspended from 5.22 m high ceiling of a room. When sphere is made to swing as a simple pendulum, it just grazes the floor at its lowest point. Calculate velocity of the sphere at the lowest position. Young's modulus of steel is  $1.994 \times 10^{11} \text{ N/m}^2$ .

**Sol:** The elongation in the wire is known, thus the corresponding stress can be calculated. The stress in turn gives the tension in the wire. At the lowest point the net acceleration of the sphere is centripetal, i.e. directed vertically upwards. Apply Newton's second law at the lowest point to find the speed of the sphere.

Let  $\Delta l$  be the extension of wire when the sphere is at mean position. Then, we have



$$l + \Delta l + 2r = 5.22$$

$$\text{or } \Delta l = 5.22 - l - 2r$$

$$5.22 - 5 - 2 \times 0.1 = 0.02 \text{ m}$$

Let  $T$  be the tension in the wire at mean position during

$$\text{oscillations, } Y = \frac{T/A}{\Delta l/l}$$

$$\therefore T = \frac{YA\Delta l}{l} = \frac{Y\pi r^2 \Delta l}{l}$$

Substituting the values, we have

$$T = \frac{(1.994 \times 10^{11}) \times \pi \times (0.5 \times 10^{-3})^2 \times 0.02}{5}$$

$$= 626.43 \text{ N}$$

The equation of motion at mean position is,

$$T - mg = \frac{mv^2}{R}$$

$$\text{Hence, } R = 5.22 - r = 5.22 - 0.1 = 5.12 \text{ m}$$

$$\text{and } m = 8\pi \text{ kg} = 25.13 \text{ kg}$$

Substituting the proper values in Eq. (i), we have

$$(626.43) - (25.13 \times 9.8) = \frac{(25.13)v^2}{5.12}$$

$$\text{Solving this equation, we get } V = 8.8 \text{ m/s}$$

**Example 7:** A thin ring of radius  $R$  is made of a material of density  $\rho$  and Young's modulus  $Y$ . If the ring is rotated about its center in its own plane with angular velocity  $\omega$ , find the small increase in its radius.

**Sol:** As the ring rotates each element of the ring of infinitesimal length experiences a centrifugal force, due to which the ring slightly expands, thus increasing its radius. The longitudinal strain in the ring produces a tensile stress or tension in the ring.

Consider an element  $PQ$  of length  $dl$ . Let  $T$  be the tension and  $A$  the area of cross-section of the wire.

$$\text{Mass of element } dm = \text{volume} \times \text{density} = A(dl)\rho$$

The component of  $T$ , towards the center provides the necessary centripetal force

$$\therefore 2T \sin\left(\frac{\theta}{2}\right) = (dm)R\omega^2 \quad \dots (i)$$

$$\text{For small angles } \sin\frac{\theta}{2} \approx \frac{\theta}{2} = \frac{(dl/R)}{2}$$

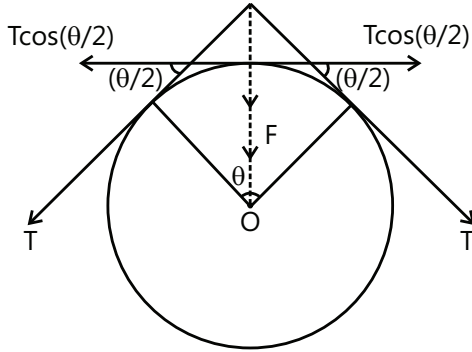
Substituting in eq. (i), we have

$$T \cdot \frac{dl}{R} = A(dl)\rho R\omega^2 \quad \text{or} \quad T = Ar\omega^2 R^2$$

Let  $\Delta R$  be the increase in radius,

Longitudinal strain

$$\frac{\Delta l}{l} = \frac{\Delta(2\pi R)}{2\pi R} = \frac{\Delta R}{R}$$



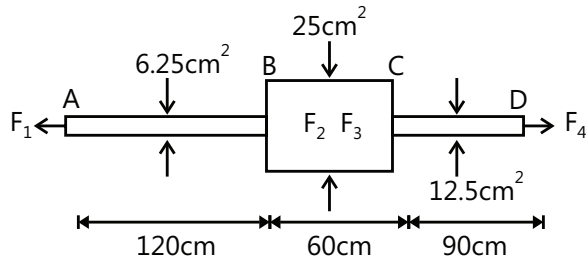
$$\text{Now, } Y = \frac{T/A}{\Delta R/R}$$

$$\therefore \Delta R = \frac{TR}{AY} = \frac{(A\rho\omega^2 R^2)R}{AY} \text{ or } \Delta R = \frac{\rho\omega^2 R^3}{Y}$$

**Example 8:** A member ABCD is subjected to point loads  $F_1$ ,  $F_2$ ,  $F_3$  and  $F_4$  as shown in figure. Calculate the force  $F_2$  for equilibrium if  $F_1 = 4500$  kg,

$F_3 = 45000$  kg and  $F_4 = 13000$  kg.

Determine the total elongation of the member, assuming modulus of elasticity to be  $2.1 \times 10^6$  kg/cm<sup>2</sup>.



**Sol:** Find the tension in each segment of the member ABCD. From the formula of Young's modulus, find the elongation in each segment.

Given

Area of part AB,  $A_1 = 6.25$  cm<sup>2</sup>

Area of part AB,  $A_2 = 25$  cm<sup>2</sup>

Area of part CD,  $A_3 = 12.5$  cm<sup>2</sup>

Length of part AB,  $l_1 = 120$  cm

Length of part BC,  $l_2 = 60$  cm

Length of part CD,  $l_3 = 90$  cm

Young's modulus of elasticity

$Y = 2.1 \times 10^6$  kg/cm<sup>2</sup>

Magnitude of the force  $F_2$  for equilibrium

The magnitude of force  $F_2$  may be found by equating the forces acting towards right to those acting towards left,

$$F_2 + F_4 = F_1 + F_3$$

$$F_2 + 13000 = 4500 + 45000$$

$$\therefore F_2 = 36500 \text{ kg}$$

### Total Elongation of the member

For the sake of simplicity, the force of 36500 kg (acting at B) may be split up into two forces of 4500 kg and 32000 kg. The force of 45000 kg acting at C may be split into two forces of 32000 kg and 13000 kg. Now, it will be seen that the part AB of the member is subjected to a tension of 4500 kg, part BC is subjected to a compression of 32000 kg and part CD is subjected to a tension of 13,000 kg. Using the relation.

$$\Delta l = \frac{1}{Y} \left( \frac{F_1 l_1}{A_1} - \frac{F_2 l_2}{A_2} + \frac{F_3 l_3}{A_3} \right)$$

With usual notation

$$\Delta l = \frac{1}{2.1 \times 10^6} \times$$

$$\left( \frac{4500 \times 120}{6.25} - \frac{32000 \times 60}{25} + \frac{13000 \times 90}{12.5} \right) \text{ cm}$$

$$= 0.049 \text{ cm or } \Delta l = 0.49 \text{ mm}$$

## JEE Main/Boards

### Exercise 1

**Q.1** A wire is replaced by another wire of same length and material but of twice diameter.

(i) What will be the effect on the increase in its length under a given load?

(ii) What will be the effect on the maximum load which it can bear?

**Q.2** Two wires are made of same metal. The length of the first wire is half that of the second wire and its diameter is double that of the second wire. If equal loads are applied on both wires, find the ratio of increase in their lengths.

**Q.3** The breaking force for a wire is  $F$ . What will be the breaking forces for

(i) Two parallel wires of this size and

(ii) For a single wire of double thickness?

**Q.4** What force is required to stretch a steel wire 1 sq. cm in cross section to double its length?  $Y_{\text{steel}} = 2 \times 10^{11} \text{ Nm}^{-2}$ .

**Q.5** A structural steel rod has a radius of 10 mm and length of 1.0 m. A 100 kN force stretches it along its length. Calculate (a) stress, (b) elongation, and (c) % strain in the rod. Young's modulus of structural steel is  $2.0 \times 10^{11} \text{ Nm}^{-2}$ .

**Q.6** Find the maximum length of a steel wire that can hang without breaking.

Breaking stress =  $7.9 \times 10^{12} \text{ dyne/cm}^2$ .

Density of steel = 7.9 g/cc.

**Q.7** A spherical ball contracts in volume by 0.01%, when subjected to a normal uniform pressure of 100 atmosphere. Calculate the bulk modulus of the material.

**Q.8** A sphere contracts in volume by 0.02% when taken to the bottom of sea 1 km deep. Find bulk modulus of the material of sphere. Density of sea water is  $1000 \text{ kg/m}^3$ .

**Q.9** A metal cube of side 10 cm is subjected to a shearing stress of  $10^4 \text{ Nm}^{-2}$ . Calculate the modulus of rigidity if the top of the cube is displaced by 0.05 cm with respect to its bottom.

**Q.10** Calculate the increase in energy of a brass bar of length 0.2 m and cross sectional area  $1 \text{ cm}^2$  when combined with a load of 5kg weight along its length. Young's modulus of brass =  $1.0 \times 10^{11} \text{ Nm}^{-2}$  and  $g = 9.8 \text{ ms}^{-2}$ .

**Q.11** A wire 30m long and of  $2 \text{ mm}^2$  cross-section is stretched due to a 5kg-wt by 0.49 cm. Find

(i) The longitudinal strain

(ii) The longitudinal stress and

(iii) Young's modulus of the material of the wire.

### Exercise 2

#### Single Correct Choice Type

**Q.1** A wire of length 1m is stretched by a force of 10N. The area of cross-section of the wire is  $2 \times 10^{-6} \text{ m}^2$  &  $\gamma$  is  $2 \times 10^{11} \text{ N/m}^2$ . Increase in length of the wire will be-

(A)  $2.5 \times 10^{-5} \text{ cm}$  (B)  $2.5 \times 10^{-5} \text{ mm}$

(C)  $2.5 \times 10^{-5} \text{ m}$  (D) None

**Q.2** A uniform steel wire of density  $7800 \text{ kg/m}^3$  is 2.5 m long and weighs  $15.6 \times 10^{-3} \text{ kg}$ . It extends by 1.25 mm when loaded by 8kg. Calculate the value of young's modulus for steel.

(A)  $1.96 \times 10^{11} \text{ N/m}^2$  (B)  $19.6 \times 10^{11} \text{ N/m}^2$

(C)  $196 \times 10^{11} \text{ N/m}^2$  (D) None

**Q.3** The work done in increasing the length of a one meter long wire of cross-sectional area  $1 \text{ mm}^2$  through 1mm will be ( $Y = 2 \times 10^{11} \text{ N/m}^2$ )

(A) 250 J (B) 10 J (C) 5 J (D) 0.1 J

**Q.4** The lengths and radii of two wires of same material are respectively  $L$ ,  $2L$ , and  $2R$ ,  $R$ . Equal weights are applied on them. If the elongations produced in them are  $l_1$  and  $l_2$  respectively, then their ratio will be

- (A) 2 : 1 (B) 4 : 1 (C) 8 : 1 (D) 1 : 8

**Q.5** What is the density of lead under a pressure of  $2.0 \times 10^8 \text{ N/m}^2$ , if the bulk modulus of lead is  $8.0 \times 10^9 \text{ N/m}^2$  and initially the density of lead is  $11.4 \text{ g/cm}^3$ ?

- (A)  $11.69 \text{ g/cm}^3$  (B)  $11.92 \text{ g/cm}^3$   
(C)  $11.55 \text{ g/cm}^3$  (D)  $11.862 \text{ g/cm}^3$

**Q.6** A rubber rod of density  $1.3 \times 10^3 \text{ kg/m}^3$  and Young's modulus  $6 \times 10^6 \text{ N/m}^2$  hangs from the ceiling of a room. Calculate the deviation in the value of its length from the original value  $10 \text{ m}$ .

- (A)  $10.9 \text{ cm}$  (B)  $5.8 \text{ cm}$  (C)  $9.3 \text{ cm}$  (D)  $10.6 \text{ cm}$

**Q.7** A metal rod is trapped horizontally between two vertical walls. The coefficient of linear expansion of the rod is equal to  $1.2 \times 10^{-5} / ^\circ\text{C}$  and its Young's modulus  $2 \times 10^{11} \text{ N/m}^2$ . If the temperature of the rod is increased by  $5^\circ\text{C}$ , calculate the stress developed in it.

- (A)  $2.2 \times 10^7 \text{ N/m}^2$  (B)  $3.1 \times 10^7 \text{ N/m}^2$   
(C)  $1.2 \times 10^7 \text{ N/m}^2$  (D)  $1.2 \times 10^4 \text{ N/m}^2$

## Previous Years' Questions

**Q.1** The following four wires are made of the same material. Which of these will have the largest extension when the same tension is applied? **(1981)**

- (A) Length =  $50 \text{ cm}$ , diameter =  $0.5 \text{ mm}$   
(B) Length =  $100 \text{ cm}$ , diameter =  $1 \text{ mm}$

- (C) Length =  $200 \text{ cm}$ , diameter =  $2 \text{ mm}$   
(D) Length =  $300 \text{ cm}$ , diameter =  $3 \text{ mm}$

**Q.2** A given quantity of an ideal gas is at pressure  $p$  and absolute temperature  $T$ . The isothermal bulk modulus of the gas **(1998)**

- (A)  $\frac{2}{3}p$  (B)  $p$  (C)  $\frac{3}{2}p$  (D)  $2p$

**Q.3** The pressure of a medium is changed from  $1.01 \times 10^5 \text{ Pa}$  to  $1.165 \times 10^5 \text{ Pa}$  and change in volume is  $10\%$  keeping temperature constant. The bulk modulus of the medium is **(2005)**

- (A)  $204.8 \times 10^5 \text{ Pa}$  (B)  $102.4 \times 10^5 \text{ Pa}$   
(C)  $51.2 \times 10^5 \text{ Pa}$  (D)  $1.55 \times 10^5 \text{ Pa}$

**Q.4** A pendulum made of a uniform wire of cross sectional area  $A$  has time period  $T$ . When an additional mass  $M$  is added to its bob, the time period changes to  $T_M$ . If the Young's modulus of the material of the wire is  $Y$  then  $\frac{1}{Y}$  is equal to: ( $g$  = gravitational acceleration) **(2015)**

- (A)  $\left[ \left( \frac{T_M}{T} \right)^2 - 1 \right] \frac{Mg}{A}$  (B)  $\left[ 1 - \left( \frac{T_M}{T} \right)^2 \right] \frac{A}{Mg}$   
(C)  $\left[ 1 - \left( \frac{T}{T_M} \right)^2 \right] \frac{A}{Mg}$  (D)  $\left[ \left( \frac{T_M}{T} \right)^2 - 1 \right] \frac{A}{Mg}$

## JEE Advanced/Boards

### Exercise 1

**Q.1** A rubber cord has a cross-sectional area  $1 \text{ mm}^2$  and total unstretched length  $10.0 \text{ cm}$ . It is stretched to  $12.0 \text{ cm}$  and then released to project a missile of mass  $5.0 \text{ g}$ . Taking Young's modulus  $Y$  for rubber as  $5.0 \times 10^8 \text{ N/m}^2$ . Calculate the velocity of projection.

**Q.2** Calculate the pressure required to stop the increase in volume of a copper block when it is heated from  $50^\circ\text{C}$  to  $70^\circ\text{C}$ . Coefficient of linear expansion of copper =  $8.0 \times 10^{-6} / ^\circ\text{C}$  and the bulk modulus of elasticity =  $10^{11} \text{ N/m}^2$ .

**Q.3** Calculate the increase in energy of a brass bar of length  $0.2 \text{ m}$  and cross-sectional area  $1.0 \text{ cm}^2$ , when compressed with a load of  $5 \text{ kg}$ -weight along its length. Young's modulus of brass =  $1.0 \times 10^{11} \text{ N/m}^2$  and  $g = 9.8 \text{ m/s}^2$ .

## Exercise 2

**Q.1** A steel wire of uniform cross-section of  $2\text{mm}^2$  is heated upto  $50^\circ$  and clamped rigidly at two ends. If the temperature of wire falls to  $30^\circ$  then change in tension in the wire will be, if coefficient of linear expansion of steel is  $1.1 \times 10^{-5} / ^\circ\text{C}$  and young's modulus of elasticity of steel is  $2 \times 10^{11} \text{ N/m}^2$ .

- (A) 44 N      (B) 88 N      (C) 132 N      (D) 22 N

**Q.2** A metallic wire is suspended by suspending weight to it. If  $S$  is longitudinal strain and  $Y$  its young's modulus of elasticity. Potential energy per unit volume will be

- (A)  $\frac{1}{2}YS^2$       (B)  $\frac{1}{2}Y^2S$       (C)  $\frac{1}{2}YS^2$       (D)  $2YS^2$

**Q.3** The compressibility of water is  $5 \times 10^{-10} \text{ m}^2/\text{N}$ . Find the decrease in volume of 100 ml of water when subjected to a pressure of 15 mPa.

- (A) 0.75 ml      (B) 0.75 mm  
(C) 0.75 mm      (D) 7.5 mm

**Q.4** The upper end of a wire 1 meter long and 2mm radius is clamped. The lower end is twisted through an angle of  $45^\circ$ . The angle of shear is

- (A)  $0.09^\circ$       (B)  $0.9^\circ$       (C)  $9^\circ$       (D)  $90^\circ$

## Previous Years' Questions

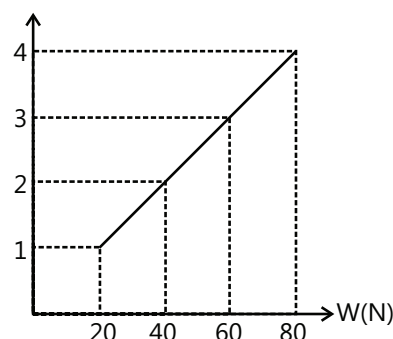
**Q.1** Two rods of different materials having coefficient of thermal expansion  $\alpha_1, \alpha_2$  and Young's moduli  $Y_1, Y_2$  respectively are fixed between two rigid massive walls. The rods are heated such that they undergo the same increase in temperature. There is no bending of the rods. If  $\alpha_1 : \alpha_2 = 2:3$ , the thermal stresses developed in the two rods are equal provided  $Y_1 : Y_2$  is equal to

(1989)

- (A) 2 : 3      (B) 1 : 1      (C) 3 : 1      (D) 4 : 9

**Q.2** The adjacent graph shows extension ( $\Delta l$ ) of a wire of length 1m suspended from the top of a roof at one end and with a load  $W$  connected to the other end. If the cross-sectional area of the wire is  $10^{-6} \text{ m}^2$ , calculate from the graph the Young's modulus of the material of the wire.

(2003)



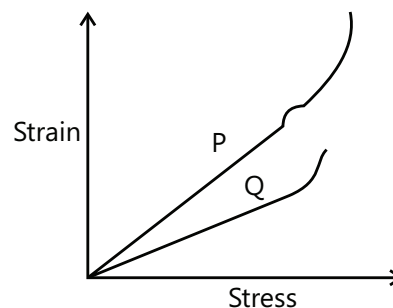
- (A)  $2 \times 10^{11} \text{ N/m}^2$       (B)  $2 \times 10^{-11} \text{ N/m}^2$   
(C)  $2 \times 10^{12} \text{ N/m}^2$       (D)  $2 \times 10^{13} \text{ N/m}^2$

**Q.3** In Searle's experiment, which is used to find Young's modulus of elasticity, the diameter of experimental wire is  $D = 0.05 \text{ cm}$  (measured by a scale of least count 0.001 cm) and length is  $L = 110 \text{ cm}$  (measured by a scale of least count 0.1 cm). A weight of 50N causes an extension of  $l = 0.125 \text{ cm}$  (measured by a micrometer of least count 0.001 cm). Find maximum possible error in the values of Young's modulus. Screw gauge and meter scale are free from error.

(2004)

**Q.13** In plotting stress versus strain curves for two materials P and Q, a student by mistake puts strain on the y-axis and stress on the x-axis as shown in the figure. Then the correct statement(s) is(are)

(2015)



- (A) P has more tensile strength than Q  
(B) P is more ductile than Q  
(C) P is more brittle than Q  
(D) The Young's modulus of P is more than that of Q

# MASTERJEE Essential Questions

## JEE Main/Boards

### Exercise 1

Q. 1      Q.3      Q.7  
Q.10

### Exercise 2

Q.4      Q.6      Q.7

### Previous Years' Questions

Q.9      Q.11

## JEE Advanced/Boards

### Exercise 2

Q.1      Q.4

### Previous Years' Questions

Q.1      Q.2      Q.3

## Answer Key

## JEE Main/ Boards

### Exercise 1

<b>Q.2</b> 1: 8	<b>Q.3</b> (i) 2F (ii) 4F	<b>Q.4</b> $2 \times 10^7$ N
<b>Q.5</b> (a) $3.18 \times 10^8$ N m <sup>-2</sup> (b) 1.59 mm (c) 0.16%		<b>Q.6</b> $1.02 \times 10^9$ cm
<b>Q.7</b> $1.013 \times 10^{11}$	<b>Q.8</b> $4.9 \times 10^{10}$	<b>Q.9</b> $2 \times 10^6$ Nm <sup>-2</sup>
<b>Q.10</b> $2.4 \times 10^{-5}$ J	<b>Q.11</b> $1.5 \times 10^{11}$ N/m <sup>2</sup> .	

### Exercise 2

#### Single Correct Choice Type

<b>Q.1</b> C	<b>Q.2</b> A	<b>Q.3</b> D	<b>Q.4</b> D	<b>Q.5</b> A
<b>Q.6</b> D	<b>Q.7</b> C			

### Previous Years' Questions

<b>Q.1</b> A	<b>Q.2</b> B	<b>Q.3</b> D	<b>Q.4</b> D
--------------	--------------	--------------	--------------



## JEE Advanced/Boards

### Exercise 1

Q.1 20 m/s

Q.2  $1.728 \times 10^8 \text{ N/m}^2$ Q.3  $2.4 \times 10^{-5} \text{ J}$ 

### Exercise 2

Q.1 B

Q.2 C

Q.3 A

Q.4 A

### Previous Years' Questions

Q.1 C

Q.2 A

Q.3  $1.09 \times 10^{10} \text{ N/m}^2$ 

Q.4 A, B

## Solutions

### JEE Main/Boards

#### Exercise 1

**Sol 1:**  $\Delta L = \frac{fL}{Ay}$

If diameter is increased to twice then

(i)  $\Delta L$  will decrease to  $\frac{1}{4}$  value

(ii)  $F = \frac{\Delta L}{L} A$

Maximum load capacity will decrease to  $\frac{1}{4}$  of initial value.

**Sol 2:**  $L_1 = \frac{L_2}{2}$

$d_1 = 2d_2 ; \quad A_1 = 4A_2$

$F_1 = F_2$

$\Delta L = \frac{FL}{Ay}$

$\frac{\Delta L_1}{\Delta L_2} = \frac{L_1 A_2}{A_1 L_2} = \frac{1}{2} \cdot \frac{1}{4} = \frac{1}{8}$

**Sol 3:** Breaking force for two parallel wires of this size

(i)  $F' = F_1 + F_2 = F + F = 2F$

(ii) If thickness is double that means area is 4 times.

$F = \frac{\Delta L}{L} YA \Rightarrow F' = \frac{\Delta L}{L} Y 4A = 4F$

**Sol 4:**  $F = y \frac{\Delta L}{L} A$

$\Delta L = 2L - L = L$

$F = 2 \times 10^{11} \frac{L}{L} 10^{-4} = 2 \times 10^7 \text{ N}$

**Sol 5:**  $r = 10 \times 10^{-3} \text{ m}$

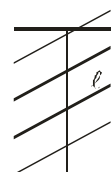
$R = 10^{-2} \text{ m}$

$L = 1 \text{ m}$

(a) Stress =  $\frac{F}{A} = \frac{100 \times 10^3}{\pi(10^{-2})^2} = \frac{10^5}{\pi \times 10^{-4}} = \frac{10^9}{\pi}$   
 $= 3.18 \times 10^8 \text{ N/m}^2$

(b) Elongation =  $\Delta L = \frac{\text{stress} \times \text{length}}{y}$   
 $= \frac{3.18 \times 10^8 \times 1}{2 \times 10^{11}} = 1.59 \times 10^{-3} \text{ m} = 1.59 \text{ mm}$

(c) % Strain =  $\frac{\Delta L}{L} \times 100 = \frac{1.59 \times 10^{-3} \times 100}{1} = 0.159\%$



**Sol 6:** Stress =  $7.9 \times 10^7 \text{ N/cm}^2 = 7.9 \times 10^{11} \text{ N/m}^2$

Stress =  $\frac{F}{A} = \frac{\rho \ell A g}{A} = \rho \ell g = 7.9 \times 10^{11}$

$\ell = \frac{7.9 \times 10^{11}}{7900 \times 10} = 10^7 \text{ m} = 10^9 \text{ cm}$

**Sol 7:**  $\frac{\Delta V}{V} = -10^{-4}$

$P = 100 \times 10^5 \text{ N/m}^2$

$B = \frac{-P}{\Delta V / V} = \frac{1.013 \times 10^7}{10^{-4}} = 1.013 \times 10^{11} \text{ Nm}^{-2}$

**Sol 8:** Pressure at 1 km depth =  $P$

$= P_0 + 1000 \times 98 \times 1000$

$= 10^5 + 98 \times 10^7 = 99 \times 10^5 \text{ N/m}^2$

Bulk modulus =  $\frac{-P}{\Delta V / V} = \frac{99 \times 10^5}{2 \times 10^{-4}}$

$= 4.9 \times 10^{10} \text{ Pa}$

**Sol 9:** Strain =  $\frac{\Delta X}{L} = \frac{0.05}{10} = 5 \times 10^{-3}$

Modulus =  $\frac{\text{stress}}{\text{strain}} = \frac{10^4}{5 \times 10^{-3}}$

$= \frac{10}{5} \times 10^6 = 2 \times 10^6 \text{ N/m}^2$

**Sol 10:** Strain =  $\frac{5 \times 10}{10^{-4} \times 10^{11}} = \frac{5 \times 10}{10^7} = 5 \times 10^{-6}$

Increase in energy = work done

$\frac{1}{2} \times \frac{50}{10^{-4}} \times 5 \times 10^{-6} \times 10^{-4} \times 0.2$

$= \frac{250 \times 10^{-11}}{10^{-4}} = 250 \times 10^{-7} = 2.5 \times 10^{-5} \text{ J}$

**Sol 11:** (i) The initial length of the wire

$= L = 30 \text{ m}$

The increase in length of the wire,

$l = 0.44 \times 10^{-2}$

Longitudinal stress

$= l / L = 1.633 \times 10^{-4}$

(ii) The tension applied to the wire =  $Mg = 5 \times 9.8 \text{ N}$

Area of cross section of the wire,

$A = 2 \text{ mm}^2 = 2 \times 10^{-6} \text{ m}^2$

$\therefore$  Longitudinal stress

$= Mg / A = \frac{5 \times 9.8}{2 \times 10^{-6}}$

$= 2.45 \times 10^7 \text{ N/m}^2$

(iii) Young's modulus =  $\frac{\text{stress}}{\text{strain}}$

$\frac{2.45 \times 10^7}{1.633 \times 10^{-4}} = 1.5 \times 10^{11} \text{ N/m}^2$

## Exercise 2

**Sol 1: (C)** Stress =  $F/A = 10/(2 \times 10^{-6})$

$= 5 \times 10^6 \text{ N/m}^2$

Strain =  $\frac{\text{Stress}}{Y} = \frac{5 \times 10^6}{2 \times 10^{11}}$

$= 2.5 \times 10^{-5}$

$l = L \times \text{strain} = 1 \times 2.5 \times 10^{-5}$

$l = 2.5 \times 10^{-5} \text{ m}$

**Sol 2: (A)** Volume = Mass / density

Area of cross-section = Volume/length

$= \frac{\text{mass}}{\text{density} \times \text{length}} = \frac{15.6 \times 10^{-3}}{7800 \times 2.5} = 8 \times 10^{-7} \text{ m}^2$

$Y = \frac{F/l}{A \Delta L} = \frac{8 \times 9.8 \times 2.5}{(8 \times 10^{-7}) \times 1.25 \times 10^{-3}}$

$Y = 1.96 \times 10^{11} \text{ N/m}^2$

**Sol 3: (D)** Work done on the wire

$W = \frac{1}{2} F \times l$

$= \frac{1}{2} \times \text{stress} \times \text{volume} \times \text{strain}$

$W = \frac{1}{2} \times Y \times \text{strain}^2 \times \text{volume}$

$W = \frac{1}{2} \times Y \times \frac{\Delta L^2}{L^2} \times AL = \frac{YA \Delta L^2}{2L}$

$W = \frac{2 \times 10^{11} \times 10^{-6} \times 10^{-6}}{2 \times 1} = 0.1 \text{ J}$

**Sol 4: (D)**  $\frac{l_1}{l_2} = \frac{L_1 r_2^2}{L_2 r_1^2}$

$L_1 = L, L_2 = 2L, r_1 = 2R, r_2 = R$

$\therefore \frac{l_1}{l_2} = \frac{L}{2L} \frac{R^2}{4R^2} = \frac{1}{8}$

**Sol 5: (A)** The changed density,  $\rho' = \frac{\rho}{1 - \frac{dp}{B}}$

Substituting the value, we have

$$\rho' = \frac{11.4}{1 - \frac{2.0 \times 10^8}{8.0 \times 10^9}}$$

$$\rho' = 11.69 \text{ g/cm}^3 \approx 11.7 \text{ g/cm}^3$$

**Sol 6: (D)** Mass of the rod =  $\frac{AL}{\rho}$  if A is its cross sectional area

Weight acts at the mid-point

$$\therefore Y = \frac{mg}{A} \times \frac{(L/2)}{\Delta L}$$

If L is the original length

$$\Rightarrow \Delta L = \frac{mgL}{2AY} = \frac{g\rho L^2}{2Y}$$

$$= \frac{9.8 \times 1.3}{120} = 10.6 \text{ cm}$$

**Sol 7: (C)** If L = initial length of the rod, increase in length caused by temperature increase

$$= L \alpha \theta$$

If this expansion is prevented by a compressive force, then

$$\text{Strain} = \frac{L\alpha\theta}{L} \alpha\theta = 6 \times 10^{-5}$$

$\therefore$  Stress developed in the rod

$$= Y \times \text{strain} = 12 \times 10^6 \text{ N/m}^2$$

$$= 1.2 \times 10^7 \text{ N/m}^2$$

## Previous Years' Questions

**Sol 1: (A)**  $\Delta l = \frac{Fl}{AY} = \left( \frac{Fl}{\left( \frac{\pi d^2}{4} \right) Y} \right)$  or  $(\Delta l) \propto \frac{1}{d^2}$

Now,  $\frac{1}{d^2}$  is maximum in option (A).

**Sol 2: (B)** In isothermal process

$$pV = \text{constant}$$

$$\therefore pdV + Vdp = 0 \text{ or } \left( \frac{dp}{dV} \right) = - \left( \frac{p}{V} \right)$$

$\therefore$  Bulk modulus,

$$B = - \left( \frac{dp}{dV/V} \right) = - \left( \frac{dp}{dV} \right) V$$

$$\therefore B = - \left[ \left( - \frac{p}{V} \right) V \right] = p$$

$$\therefore B = p$$

Note: Adiabatic bulk modulus is given by  $B = \gamma p$ .

**Sol 3: (D)** From the definition of bulk modulus,

$$B = \frac{-dp}{(dV/V)}$$

Substituting the values, we have

$$B = \frac{(1.165 - 1.01) \times 10^5}{(10/100)} = 1.55 \times 10^5 \text{ Pa}$$

**Sol 4: (D)**

$$\text{Time period, } T = 2\pi \sqrt{\frac{\ell}{g}}$$

When additional mass M is added to its bob

$$T_M = 2\pi \sqrt{\frac{\ell + \Delta\ell}{g}}$$

$$\Delta\ell = \frac{Mg\ell}{AY} \Rightarrow T_M = 2\pi \sqrt{\frac{\ell + \frac{Mg\ell}{AY}}{g}}$$

$$\left( \frac{T_M}{T} \right)^2 = 1 + \frac{Mg}{AY}$$

$$\frac{1}{Y} = \frac{A}{Mg} \left[ \left( \frac{T_M}{T} \right)^2 - 1 \right]$$

## JEE Advanced/Boards

### Exercise 1

**Sol 1:** Equivalent force constant of rubber cord.

$$k = \frac{YA}{l} = \frac{(5.0 \times 10^8)(1.0 \times 10^{-6})}{(0.1)} = 5.0 \times 10^3 \text{ N/m}$$

Now, from conservation of mechanical energy, elastic potential energy of cord

= Kinetic energy of missile

$$\therefore \frac{1}{2}k(\Delta l)^2 = \frac{1}{2}mv^2$$

$$\therefore v = \left( \sqrt{\frac{k}{m}} \right) \Delta l = \left( \sqrt{\frac{5.0 \times 10^3}{5.0 \times 10^{-3}}} \right) (12.0 - 10.0) \times 10^{-2}$$

$$= 20 \text{ m/s}$$

**Note:** Following assumptions have been made in this problem:

(i)  $k$  has been assumed constant, even though it depends on the length ( $l$ ).

(ii) The whole of the elastic potential energy is converting into kinetic energy of missile.

**Sol 2:** Let the initial volume of the block be  $V$  and  $v$  the increase in volume when it is heated  $t_1$  to  $t_2$ . Then

$$v = V \times \gamma \times (t_2 - t_1)$$

Where  $\gamma$  is the coefficient of volume expansion. The volume strain is therefore,

$$\frac{v}{V} = \gamma(t_2 - t_1)$$

The bulk modulus is

$$B = \frac{\text{change in pressure}}{\text{volume strain}}$$

$$B = \frac{P}{\gamma(t_2 - t_1)}$$

$$P = B\gamma(t_2 - t_1)$$

$$\text{Given } B = 3.6 \times 10^{11} \text{ N/m}^2$$

$$\gamma = 3\alpha = 3 \times 8.0 \times 10^{-6}$$

$$= 24 \times 10^{-6} / ^\circ\text{C}$$

$$(t_2 - t_1) = 70 - 50 = 20^\circ\text{C}$$

$$\therefore P (3.6 \times 10^{11}) \times (24 \times 10^{-6}) \times 20$$

$$= 1.728 \times 10^8 \text{ N/m}^2$$

**Sol 3:** Work done in compressing the bar is given by

$$W = \frac{1}{2}Fl$$

Where  $F$  is the force applied on the bar and  $l$  is the compression in the length of the bar. By Hooke's law, the Young's modulus of the material of the bar is given by

$$Y = \frac{F/A}{l/L} = \frac{FL}{Al}$$

Where  $A$  is the area of cross-section of the bar and  $L$  is the initial length

$$\therefore l = \frac{FL}{AY}$$

Hence from equation (i), we have

$$W = \frac{F^2L}{2AY}$$

$$\text{Here } F = 5\text{ kg, wt} = 5 \times 9.8 \text{ N, } L = 0.2 \text{ m}$$

$$A = 1.0 \text{ cm}^2 = 1.0 \times 10^{-6} \text{ m}^2 \text{ and}$$

$$Y = 1.0 \times 10^{-5} \text{ N/m}^2$$

$$\therefore W = \frac{(5 \times 9.8)^2 \times 0.2}{2 \times (1.0 \times 10^{-4}) \times (1.0 \times 10^{11})}$$

$$= 2.4 \times 10^{-5} \text{ J}$$

This is the increase in energy of the bar.

## Exercise 2

**Sol 1: (B)**

$$F = Y \alpha \Delta t A; \quad A = 2 \times 10^{-6} \text{ m}^2$$

$$Y = 2 \times 11 \text{ N/m}^2; \quad \alpha = 1.1 \times 10^{-5}$$

$$T = 50 - 30 = 20^\circ\text{C}$$

$$F = 2 \times 10^{11} \times 1.1 \times 10^{-5} \times 20 \times 2 \times 10^{-6} = 88 \text{ N}$$

**Sol 2: (C)** Potential energy per unit volume =  $u$

$$= \frac{1}{2} \times \text{stress} \times \text{strain}; \quad \text{But } Y = \frac{\text{stress}}{\text{strain}}$$

$$\therefore \text{stress} = Y \times \text{strain} = Y \times S$$

$$\therefore \text{Potential energy per unit volume} = u$$

$$= \frac{1}{2} \times (YS)S = \frac{1}{2}YS^2$$

**Sol 3: (A)**

$$\therefore \text{Compressibility} = \frac{1}{K} = \frac{\Delta V}{V \times \Delta P}$$

$$\Delta V = (V \times \Delta P) \times \frac{1}{K}$$

$$\Delta V = (100 \times 15 \times 10^6) \times 5 \times 10^{-10}$$

$$\Delta V = 0.75 \text{ ml}$$

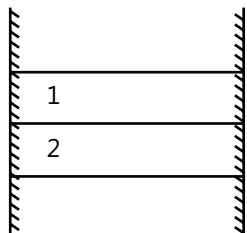
$$\text{Sol 4: (A)} \quad \theta = \frac{r\phi}{L} = \frac{(2/1000)45^\circ}{1} = 0.09^\circ$$

## Previous Years' Questions

**Sol 1: (C)** Thermal stress  $\sigma = Y \alpha \Delta\theta$  Given,  $\sigma_1 = \sigma_2$

$$\therefore Y_1 \alpha_1 \Delta\theta = Y_2 \alpha_2 \Delta\theta$$

$$\text{or } \frac{Y_1}{Y_2} = \frac{\alpha_2}{\alpha_1} = \frac{3}{2}$$



**Sol 2: (A)**  $\Delta l = \left( \frac{l}{YA} \right) \cdot W$

i.e., graph is a straight line passing through origin (as shown in question also), the slope of which is  $\frac{l}{YA}$ .

$$\therefore \text{Slope} = \left( \frac{l}{YA} \right)$$

$$\therefore Y = \left( \frac{l}{YA} \right) \left( \frac{1}{\text{slope}} \right)$$

$$= \left( \frac{1.0}{10^{-6}} \right) \frac{(80-20)}{(4-1) \times 10^{-4}}$$

$$= 2.0 \times 10^{11} \text{ N/m}^2$$

**Sol 3:** Young's modulus of elasticity is given by

$$Y = \frac{\text{Stress}}{\text{Strain}} = \frac{F/A}{l/L} = \frac{FL}{lA} = \frac{FL}{l \left( \frac{\pi d^2}{4} \right)}$$

Substituting the values, we get

$$Y = \frac{50 \times 1.1 \times 4}{(1.25 \times 10^{-3}) \times \pi \times (5.0 \times 10^{-4})^2}$$

$$= 2.24 \times 10^{11} \text{ N/m}^2$$

$$\text{Now, } \frac{\Delta Y}{Y} = \frac{\Delta L}{L} + \frac{\Delta l}{l} + 2 \frac{\Delta d}{d}$$

$$= \left( \frac{0.1}{110} \right) + \left( \frac{0.001}{0.125} \right) + 2 \left( \frac{0.001}{0.05} \right) = 0.0489$$

$$\Delta Y = (0.0489) Y$$

$$= (0.0489) \times (2.24 \times 10^{11}) \text{ N/m}^2 = 1.09 \times 10^{10} \text{ N/m}^2$$

**Sol 4: (A B)**

$$Y = \frac{\text{stress}}{\text{strain}}$$

$$\Rightarrow \frac{1}{Y} = \frac{\text{strain}}{\text{stress}} \Rightarrow \frac{1}{Y_p} > \frac{1}{Y_\theta} \Rightarrow Y_p < Y_\theta$$